

---

---

UNITED STATES  
SECURITIES AND EXCHANGE COMMISSION  
Washington, D.C. 20549

**SCHEDULE 14A**  
PROXY STATEMENT PURSUANT TO SECTION 14(a) OF THE  
SECURITIES EXCHANGE ACT OF 1934

Filed by the registrant   
Filed by a party other than the registrant   
Check the appropriate box:

- Preliminary Proxy Statement
- Confidential, For Use of the Commission Only** (as permitted by Rule 14a-6(e) (2))
- Definitive Proxy Statement
- Definitive Additional Materials
- Soliciting Material Pursuant to Section 240.14a-12

**Navient Corporation**

\_\_\_\_\_  
(Name of Registrant as Specified in Its Charter)

(Name of Person(s) Filing Proxy Statement if Other Than the Registrant)

Payment of filing fee (check the appropriate box):

- No fee required.
- Fee paid previously with preliminary materials.
- Fee computed on table in exhibit required by Item 25(b) per Exchange Act Rules 14a-6(i)(1) and 0-11
- 
-

# NAVIENT.



## 2023 Proxy Statement

**Notice of 2023  
Annual Meeting of Shareholders  
and Proxy Statement  
May 25, 2023, 8 a.m.,  
Eastern Daylight Time**

# NAVIENT

Navient provides technology-enabled education finance and business processing solutions that simplify complex programs and help millions of people achieve success.

## OUR VISION

We aspire to lead every market we serve, providing solutions that anticipate and solve our customers' unique and complex needs.

## OUR MISSION

We enhance the financial success of our customers by delivering innovative solutions and insights with compassion and personalized service.

## OUR VALUES

*Our values reflect who we are and where we're going. By living them daily, we stay on course toward our goals for ourselves, our customers, our communities, and our shareholders.*

### **We strive to be the best.**

By relentlessly pursuing the right solutions, we deliver on our promises to each other and those we serve.

### **We're stronger together.**

We succeed because we're inclusive and authentic, and we know good ideas can come from anywhere and anyone.

### **We earn the trust of our customers and colleagues.**

We hold each other accountable and act with integrity.

### **We innovate always and everywhere.**

We empower each other to think differently, develop ourselves, and grow our company.



At its core, Navient simplifies complex programs and helps millions of people achieve success. Our technology-enabled education finance and business processing solutions are customer-focused, data-driven, and deliver exceptional results for our clients in education, health care and government. Every day our team helps people simplify their finances, facilitates navigating government programs, and empowers institutions to fulfill their missions. We're focused on growing these opportunities and pursuing new ones.

We're also fully committed to an inclusive and equitable workplace and to creating opportunities in our communities. One example is our national partnership with Boys & Girls Clubs of America— Navient's largest-ever such partnership—with a specific emphasis on helping young people in under-resourced communities.

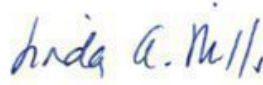
At our Annual Meeting, we will consider the matters described in this proxy statement. The proxy statement contains important information; we encourage you to read it carefully. Your vote is important, and we strongly encourage you to vote your shares using one of the voting methods described in the proxy statement.

We are again making our proxy materials available to you electronically. We hope that this continues to offer you a convenient way to review the materials while continuing to allow us to reduce our environmental footprint and expense.



---

John (Jack) F. Remondi  
President and Chief Executive Officer



---

Linda A. Mills  
Chair of the Board of Directors

# AWARDS AND RECOGNITION

Navient is proud to receive recognition for excellence  
in corporate governance and business practices.

**Champion of Board Diversity**  
for commitment to women in leadership



**Veteran Jobs Mission**  
for commitment to veteran hiring



**Corporate Champion**  
for commitment to women on corporate boards



**Military Friendly Employer Award**  
for leading programs for veterans and  
military spouses



**Training Apex Awards**  
for staff learning and development programs



**Best Place to Work**  
for a commitment to equality in the workplace



**Better Business Bureau Accredited**



To learn more about these and other awards as well as other ways  
we participate in our communities, please visit [navient.com/social-responsibility/social](https://navient.com/social-responsibility/social)



Navient Corporation (“Navient” or the “Company”) will hold its 2023 Annual Meeting of Shareholders (the “Annual Meeting”) as follows:

**Date:** Thursday, May 25, 2023

**Time:** 8:00 a.m., Eastern Daylight Time

**Access:** Meeting Live via the Internet Please visit [www.virtualshareholdermeeting.com/NAVI2023](http://www.virtualshareholdermeeting.com/NAVI2023)

**Items of Business:**

- (1) Elect the 10 nominees named in the proxy statement to serve as directors for one-year terms or until their successors have been duly elected and qualified;
- (2) Ratify the appointment of KPMG LLP as Navient’s independent registered public accounting firm for 2023;
- (3) Approve, in a non-binding advisory vote, the compensation paid to Navient’s named executive officers; and
- (4) Act on such other business as may properly come before the Annual Meeting or any adjournment or postponement of the meeting.

**Record Date:**

You may vote if you were a shareholder of record as of the close of business on March 28, 2023.

We have determined that the 2023 Annual Meeting will be held in a virtual meeting format only, via the Internet. If you plan to participate in the virtual meeting, please refer to instructions on page 10 of this proxy statement.



Your participation in the Annual Meeting is important. You can vote by telephone, Internet or, if you request that proxy materials be mailed to you, by completing and signing the proxy card enclosed with those materials and returning it in the envelope provided. If you wish to attend and participate in the virtual meeting, you must provide evidence of your ownership as of March 28, 2023, or a valid proxy showing that you are representing a shareholder who owned shares as of that date.

Thank you for your interest in Navient.

By Order of the Board of Directors,

Mark L. Heleen  
*Secretary*



**Important Notice Regarding the Availability of Proxy Materials for the Annual Meeting of Shareholders to be Held on May 25, 2023.**

This notice and proxy statement and our Annual Report on Form 10-K for the year ended December 31, 2022 (the “2022 Form 10-K”) are available free of charge at and <http://materials.proxyvote.com>.

You may also obtain these materials at the Securities and Exchange Commission (“SEC”) website at [www.sec.gov](http://www.sec.gov) or by contacting the Office of the Corporate Secretary, 13865 Sunrise Valley Drive, Herndon, Virginia 20171. Navient will provide a copy of our Form 10-K without charge to any shareholder upon written request.

Except to the extent specifically referenced herein, information contained or referenced on our website is not incorporated by reference into and does not form a part of this proxy statement.

**CAUTIONARY STATEMENT REGARDING FORWARD-LOOKING STATEMENTS**

Our shareholder letter and this proxy statement contain forward-looking statements, within the meaning of the Federal securities laws, about our business and prospects. These forward-looking statements are subject to risks and uncertainties and are based on the beliefs and assumptions of our management based on information currently available. Use of words such as “believes,” “expects,” “anticipates,” “intends,” “plans,” “should,” “may,” “could,” “likely” or similar expressions are intended to identify forward-looking statements, although not all forward-looking statements contain these words. Our future results may differ materially from our past results and from those projected in the forward-looking statements due to various uncertainties and risks, including, but not limited to, those described in Item 1A of Part I (Risk Factors) of our 2022 Form 10-K. We disclaim any obligation to update any forward-looking statements contained herein after the date of this proxy statement.

**No Incorporation By Reference**

This proxy statement includes several website addresses and references to additional materials found on those websites. These websites and materials are not incorporated by reference herein.

## Table of Contents

<b>PROXY SUMMARY</b>	10
<i>Annual Meeting of Shareholders</i>	10
<i>Meeting Agenda Voting Matters</i>	10
<i>Board and Governance Practices</i>	11
<i>Board of Directors Composition</i>	12
<i>Director Nominees</i>	13
<b>GENERAL INFORMATION</b>	14
<b>QUESTIONS AND ANSWERS ABOUT THE ANNUAL MEETING AND VOTING</b>	15
<b>OVERVIEW OF PROPOSALS</b>	20
<b>PROPOSAL 1 — ELECTION OF DIRECTORS</b>	21
<i>Agreements with the Sherborne Group</i>	32
<b>CORPORATE GOVERNANCE</b>	33
<i>Role and Responsibilities of the Board of Directors</i>	33
<i>Board Governance Guidelines</i>	33
<i>Board Leadership Structure</i>	34
<i>Board Succession Planning</i>	34
<i>Management Succession Planning</i>	34
<i>Director Independence</i>	35
<i>Board of Directors Meetings and Attendance at Annual Meeting</i>	35
<i>Committee Membership</i>	35
<i>Compensation Consultant and Independence</i>	37
<i>Compensation Committee Interlocks and Insider Participation</i>	38
<i>The Board of Directors' Role in Risk Oversight</i>	38
<i>Risk Assessment of Compensation Policies</i>	40
<i>Nominations Process</i>	41
<i>Proxy Access</i>	42
<i>Director Orientation and Continuing Education</i>	42
<i>Our Commitment to Environment, Social and Governance</i>	42
<i>Policy on Political Contributions, Disclosure and Oversight</i>	43
<i>Summary of Right to Purchase Preferred Shares</i>	44
<i>Code of Business Conduct</i>	44
<i>Policy on Review and Approval of Transactions with Related Parties</i>	45
<i>Shareholder Engagement</i>	45

<b>DIRECTOR COMPENSATION</b>	46
<i>Director Compensation Elements</i>	46
<i>Share Ownership Guidelines</i>	47
<i>Anti-Hedging and Pledging Policy</i>	47
<i>Policy on Rule 10b5-1 Trading Plans</i>	47
<i>Other Compensation</i>	48
<i>Deferred Compensation Plan for Directors</i>	48
<i>Director Compensation Table</i>	48
<b>PROPOSAL 2 — RATIFICATION OF THE APPOINTMENT OF THE INDEPENDENT REGISTERED PUBLIC ACCOUNTING FIRM</b>	50
<b>INDEPENDENT REGISTERED PUBLIC ACCOUNTING FIRM</b>	51
<i>Fees Paid to Independent Registered Public Accounting Firms for 2022 and 2021</i>	51
<i>Pre-approval Policies and Procedures</i>	51
<b>REPORT OF THE AUDIT COMMITTEE</b>	52
<b>OWNERSHIP OF COMMON STOCK</b>	52
<b>EXECUTIVE OFFICERS</b>	56
<b>PROPOSAL 3 — ADVISORY VOTE ON EXECUTIVE COMPENSATION</b>	56
<b>EXECUTIVE COMPENSATION</b>	58
<i>Compensation and Human Resources Committee Report</i>	58
<i>Compensation Discussion and Analysis</i>	59
<i>Summary Compensation Table</i>	78
<i>Grants of Plan-Based Awards</i>	79
<i>Outstanding Equity Awards at Fiscal Year End</i>	80
<i>Option Exercises and Stock Vested During Fiscal Year 2022</i>	81
<i>Pension Benefits</i>	81
<i>Non-Qualified Deferred Compensation</i>	81
<i>Arrangements with Named Executive Officers</i>	82
<i>Potential Payments upon Termination or Change in Control</i>	83
<i>CEO Pay Ratio</i>	85
<b>PAY VERSUS PERFORMANCE</b>	86

<i>Pay versus Performance Table</i>	86
<b>OTHER MATTERS</b>	91
<i>Certain Relationships and Related Transactions</i>	91
<i>Other Matters for the 2023 Annual Meeting</i>	91
<i>Delinquent Section 16(a) Reports</i>	91
<i>Shareholder Proposals for the 2024 Annual Meeting</i>	92
<i>Proxy Access Procedures</i>	92
<i>Solicitation Costs</i>	92
<i>Householding</i>	92

		2023 Proxy Statement	9
---	--	----------------------	---

## Proxy Summary

This summary is intended as an overview of the information found elsewhere in this proxy statement. Because this is only a summary, you should read the entire proxy statement before voting.

## Annual Meeting of Shareholders

<b>DATE AND TIME:</b> May 25, 2023 8:00 a.m. local time	<b>LOCATION:</b> Virtual Meeting Only Live via the Internet Please Visit <a href="http://www.virtualshareholdermeeting.com/NAVI2023">www.virtualshareholdermeeting.com/NAVI2023</a>	<b>RECORD DATE:</b> March 28, 2023
---	---	---------------------------------------

## Meeting Agenda Voting Matters

This year, there are three Company-sponsored proposals on the agenda.

Election of a director nominee pursuant to Proposal 1 will require the vote of a majority of the votes cast with respect to that director nominee's election, meaning that the number of votes cast for such director nominee's election must exceed the number of votes cast against that nominee's election (with abstentions and broker non-votes not counted as votes cast either for or against the nominee's election).

Approval of Proposals 2 and 3 at the Annual Meeting will require an affirmative vote of at least a majority of the votes present, represented and entitled to be voted on the matter, and voting affirmatively or negatively.

Proposals	Board Voting Recommendations FOR EACH NOMINEE	Page
1. Election of each director nominee		21
2. Ratification of the appointment of KPMG as Navient's independent registered public accounting firm for 2023	FOR	50
3. Non-binding advisory shareholder vote to approve the compensation paid to our named executive officers	FOR	57

		2023 Proxy Statement	10
---	--	----------------------	----

## Board and Governance Practices

### Corporate Governance Highlights

We believe our corporate governance policies reflect best practices. In addition to executive compensation practices that strongly link pay and performance, Navient's Code of Business Conduct and Board of Directors governance policies help to ensure that we meet high standards of ethical behavior, corporate governance and business conduct. The following chart highlights key Board information and governance practices in place on December 31, 2022.

<b>Governance Oversight</b>	✓	Independent Chair
	✓	Nine Independent Directors (out of ten)
	✓	All Board Committees (other than the Executive Committee) are comprised solely of Independent Directors
	✓	Industry Standard Proxy Access
	✓	Regular executive sessions of Independent Directors
	✓	Majority voting for Directors (uncontested elections)



<b>Board Effectiveness</b>	✓	Strong commitment to Board diversity of thought, gender, race and ethnicity
	✓	Robust risk oversight framework to assess and oversee risks
	✓	Annual Election for all Board members
	✓	Annual Self-Evaluation of the Board and each Committee
	✓	Active Board and Management Succession Planning

<b>Executive Compensation Oversight</b>	✓	Pay-for-Performance Philosophy Emphasizes “At Risk” Pay and Equity-Based Incentives
	✓	Double-Trigger Change in Control
	✓	Long-Term Incentive Metrics Designed to Promote Growth and Sustainable Profitability
	✓	Enhanced Compensation Recovery/Clawback Policy
	✓	No Excessive Perquisites
	✓	Multi-year Vesting Periods for Equity Awards
	✓	No Tax Gross-Ups Upon Change-in-Control
	✓	Anti-Hedging and Pledging Policy
	✓	No Executive Employment Agreements
	✓	Executive Stock Ownership Guidelines

## Board of Directors Composition

The composition of our Board reflects a breadth and variety of skills, business experiences and backgrounds.

The composition of our Board reflects the great wealth of experience and skills of our directors. The following table highlights each director’s specific skills, knowledge and experiences that he or she brings to the Board. A particular director may possess additional skills, knowledge or experience even though they are not indicated below.

	Arnold	Bramson	Cabral	Klane	Lawson	Mills	Remondi	Thompson	Ungar	Yowan
<b>Skills and Experience</b>										
<b>Executive Leadership:</b> Business and strategic management experience from service in a significant leadership position, such as CEO, CFO or other senior leadership position.	X	X	X	X	X	X	X	X	X	X
<b>Industry Experience:</b> Experience in the Company’s businesses, including consumer lending, business process, and loan management	X			X		X	X	X		X
<b>Operations and Strategic Planning:</b> Experience managing the operations of a business or large organization and driving strategic direction and growth	X	X		X	X	X	X	X		X
<b>Finance/Accounting/Capital Markets:</b> Background or experience in finance, accounting, capital markets or financial reporting	X	X		X			X		X	X
<b>Legal/Regulatory:</b> Experience in navigating legal risks acquired as a practicing attorney; experience in regulatory matters or government relations			X		X			X	X	
<b>Risk Management:</b> Experience with reviewing or managing risk in a large organization, including specific types of risk (e.g., financial risk, physical security, cybersecurity)	X	X		X		X	X			X
<b>Human Capital Management / Compensation:</b> Experience in retaining, managing and developing a large workforce, including in the areas of compensation, training and diversity, equity and inclusion	X	X	X	X	X	X	X	X	X	
<b>Environmental, Governance &amp; Social:</b> Experience in corporate governance, environmental and sustainability initiatives and/or corporate social responsibility			X		X			X	X	
<b>Technology:</b> Experience in technology or information security, including the use of technology to facilitate business operations		X				X				

## Race and Ethnicity

African American						X				
Asian/Pacific Islander										
White/Caucasian	X	X		X		X	X	X	X	X
Hispanic/Latino			X							
Native American										
<b>Gender</b>										
Male	X	X		X	X		X			X
Female			X				X		X	X
<b>Board Tenure</b>										
Years	5	1	9	4	2	9	10	9	9	6

### Board Diversity



● 50%  
Women and Minority Board Members

### Age of Director Nominees



● 60- 70 years – 7  
● > 70 years – 3

### Tenure of Director Nominees



● 0 - 5 Years – 4  
● 5 - 10 Years – 6

For more information about our governance programs and our Board of Directors, see Proposal 1 beginning on Page 21.

## Director Nominees

Name	Age <sup>(1)</sup>	Director Since	Occupation and Experience	Independent	Standing Committee Memberships <sup>(2)</sup>					Other Public Boards
					EC	AC	CC	NGC	RC	
Frederick Arnold	69	2018	Financial Executive	Yes		M			M	1
Edward Bramson	72	2022	Partner, Sherborne Investors Management LP	Yes <sup>(3)</sup>						0
Anna Escobedo Cabral	63	2014	Partner, Cabral Group, LLC	Yes		M	M			0
Larry A. Klane	62	2019	Co-Founding Principal, Pivot Investment Partners LLC	Yes			M		C	1
Michael A. Lawson	69	2021	President & CEO, Los Angeles Urban League	Yes		M	M			0
Linda A. Mills	73	2014	President, Cadore Group LLC	Yes	C					1
John (Jack) F. Remondi	60	2013	President and Chief Executive Officer, Navient	No	M					1
Jane J. Thompson	71	2014	CEO, Jane J. Thompson Financial Services	Yes	M		C	M		2
Laura S. Unger	62	2014	President, Unger, Inc.	Yes	M			C	M	1
David L Yowan	66	2017	Consumer Financial Services Executive	Yes	M	C			M	0

(1) Ages are as of April 13, 2023.

(2) Membership as of April 13, 2023.

(3) Mr. Bramson is independent with regard to his membership on the Board of Directors. Mr. Bramson has declined to serve on any Committees.

EC Executive Committee

AC Audit Committee

CC Compensation and Human Resources Committee

NGC Nominations and Governance Committee

RC Risk Committee

C Chair

M Member

Additional information about our director nominees, including summaries of their business and leadership experience, skills and qualifications, can be found in the director biographies that begin on page 22 of this proxy statement.

# General Information

Navient Corporation (“Navient,” the “Company,” “we,” “our” or “us”) is furnishing this proxy statement to solicit proxies on behalf of the Board of Directors (the “Board of Directors” or “Board”) for use at our 2023 Annual Meeting of Shareholders (the “Annual Meeting”). This year’s Annual Meeting will be a virtual meeting conducted solely via live webcast. You will be able to attend the Annual Meeting, vote your shares electronically, and submit questions during the meeting by visiting a special website established for this purpose: [www.virtualshareholdermeeting.com/NAVI2023](http://www.virtualshareholdermeeting.com/NAVI2023). You will not be able to attend the Annual Meeting in person. A copy of the Notice of 2023 Annual Meeting of Shareholders accompanies this proxy statement. This proxy statement is being sent or made available, as applicable, to our shareholders beginning on or about April 13, 2023.



## Questions and Answers about the Annual Meeting and Voting

### Why is this year’s Annual Meeting being held as a virtual only meeting?

This year’s Annual Meeting will again be held as a virtual only meeting. At this point in time, the Board believes that holding a virtual only meeting is the best practice. It allows us to reach the broadest number of shareholders while maintaining our commitment to health and safety. The Company has experienced more shareholders attending its virtual annual meetings than it historically had for its recent in-person shareholder meetings.

### Who is entitled to attend and vote at the Annual Meeting?

Only shareholders who owned shares of Navient’s Common Stock, par value \$0.01 per share (“Common Stock”), at the close of business on March 28, 2023, the record date for the Annual Meeting, are entitled to notice of, and to vote at, the Annual Meeting. Navient’s Common Stock is listed on the Nasdaq Stock Market (“Nasdaq”) under the symbol “NAVI.” On March 28, 2023, 126,889,945 shares of Common Stock were outstanding and eligible to be voted. Each share of Common Stock is entitled to one vote with respect to each matter on which holders of Common Stock are entitled to vote.

### How do I attend the Annual Meeting?

This year’s Annual Meeting will once again be a virtual only meeting conducted solely via live webcast.

To participate in the Annual Meeting, visit [www.virtualshareholdermeeting.com/NAVI2023](http://www.virtualshareholdermeeting.com/NAVI2023) and enter the sixteen-digit control number included on your Notice of Internet Availability of Proxy Materials or your proxy card. The live webcast will begin at 8:00 a.m. EDT on Thursday, May 25, 2023. We encourage you to access the virtual meeting platform at least 15 minutes prior to the start time. If you do not have a sixteen-digit control number, you will still be able to access the webcast as a guest, but will not be able to vote your shares or ask a question during the meeting.

We believe the virtual meeting platform is fully supported across browsers (Internet Explorer, Firefox, Chrome and Safari) and devices (desktops, laptops, tablets and mobile phones) running the most updated version of applicable software and plugins. Participants should ensure they have a strong Wi-Fi connection wherever they intend to participate in the meeting. Further instructions on how to attend and participate in the Annual Meeting, including how to demonstrate proof of stock ownership, will be posted on the virtual meeting website.

We will have technicians ready to assist you with any technical difficulties you may have accessing the virtual meeting. Technical support will be available on the virtual meeting platform beginning at 7:00 a.m. EDT on the day of the meeting and will remain available until thirty minutes after the meeting has finished.

### Why did I receive a “Notice Regarding the Availability of Proxy Materials”?

Navient furnishes proxy materials to its shareholders primarily via the Internet, instead of mailing printed copies of those materials to each shareholder. By doing so, we save money and reduce our environmental impact. On or about April 13, 2023, Navient will mail a Notice of Internet Availability of Proxy Materials (“Notice of Internet Availability”) to certain of the Company’s shareholders. The Notice of Internet Availability contains instructions on how to access Navient’s proxy materials and vote online or vote by telephone. The Notice of Internet Availability also contains a 16-digit control number that you will need to vote your shares. If you previously chose to receive Navient’s proxy materials electronically, you will continue to receive access to these materials via an e-mail that provides electronic links to these documents unless you elect otherwise.



### How do I request paper copies of the proxy materials?

You may request paper copies of the proxy materials for the Annual Meeting by following the instructions included on your Notice of Internet Availability or listed at [www.proxyvote.com](http://www.proxyvote.com), by telephoning 1-800-579-1639, or by sending an e-mail to [sendmaterial@proxyvote.com](mailto:sendmaterial@proxyvote.com).

### What is the difference between holding shares as a beneficial owner in street name and as a shareholder of record?

If your shares are held in street name through a broker, bank, trustee or other nominee, you are considered the beneficial owner of those shares. As the beneficial owner, you have the right to direct your broker, bank, trustee or other nominee how to vote your shares. Without your voting instructions, your broker, bank, trustee or other nominee may only vote your shares on proposals considered to be routine matters. The only routine matter being considered at the Annual Meeting is Proposal 2 (relating

to the ratification of the independent registered public accounting firm). Proposals 1 and 3 are considered non-routine matters. For non-routine matters, your shares will not be voted without your specific voting instructions. We encourage you to vote your shares.

If your shares are registered directly in your name with Navient's transfer agent, Computershare, you are considered to be a shareholder of record with respect to those shares. As a shareholder of record, you have the right to grant your voting proxy directly to Navient's Board of Directors or to a third party, or to vote at the Annual Meeting.

## What if I hold my shares in street name and I do not provide my broker, bank, trustee or other nominee with instructions about how to vote my shares?

You may instruct your broker, bank, trustee or other nominee on how to vote your shares using any of the methods described above. If you do not provide them with instructions on how to vote your shares prior to the Annual Meeting, they will have discretionary authority to vote your shares only with respect to routine matters. Only Proposal 2 (relating to the ratification of the independent registered public accounting firm) is considered to be a routine matter, and your broker, bank, trustee or other nominee will not have discretion to vote your shares with respect to Proposals 1 or 3. If you do not give your instructions on how to vote your shares on Proposals 1 or 3, your shares will then be referred to as "broker non-votes" and will not be counted in determining whether Proposal 1 or 3 is approved. Please participate in the election of directors and vote on all the proposals by returning your voting instructions to your broker, bank, trustee or other nominee.

## How do I vote shares of Common Stock held in my 401(k) Plan?

If you participate in the Navient 401(k) Savings Plan, you may vote the number of shares equivalent to your interest in the plan's company stock fund, if any, as credited to your account on the record date. You will need to instruct the 401(k) Savings Plan trustee by telephone, internet or by mail on how to vote your shares. Voting instructions must be received no later than 5:00 p.m., Eastern Daylight Time, on May 24, 2023. If you own shares through the Navient 401(k) Savings Plan and do not provide voting instructions with respect to your plan shares, the trustee will vote your plan shares on each proposal in the same proportion as other plan shares are being voted.



## How do I vote?

Navient encourages shareholders to vote in advance of the Annual Meeting, even if you plan to attend the Annual Meeting. You may vote in one of the following ways:

### VOTE BY INTERNET BEFORE THE MEETING



Vote your shares at [www.proxyvote.com](http://www.proxyvote.com). Votes submitted via the Internet must be received by 11:59 p.m., Eastern Daylight Time, on May 24, 2023. Please have your Notice of Internet Availability or proxy card available when you log on.

### VOTE BY PHONE



Call the toll-free number (1-800-690-6903). You may call this toll-free telephone number, which is available 24-hours a day, and follow the pre-recorded instructions. Please have your Notice of Internet Availability or proxy card available when you call. If you hold your shares in street name, your broker, bank, trustee or other nominee may provide you additional instructions regarding voting your shares by telephone. Votes submitted telephonically must be received by 11:59 p.m., Eastern Daylight Time, on May 24, 2023.

### VOTE BY MAIL



If you hold your shares in a street name through a broker, bank, trustee or other nominee and want to vote by mail, you must request paper copies of the proxy materials. Once you receive your paper copies, you will need to complete, sign and date the voting instruction form and return it in the prepaid return envelope provided. Your voting instruction form must be received no later than the close of business on May 24, 2023.



If you hold shares directly in your name as a shareholder of record, you may either vote or be represented by another person at the Annual Meeting by executing a legal proxy designating that person as your proxy to vote your shares. If you hold your shares in a street name, you must obtain a legal proxy from your broker, bank, trustee or other nominee and present it to the inspector of elections with your ballot to be able to vote at the Annual Meeting. To request a legal proxy, please follow the instructions at [www.proxyvote.com](http://www.proxyvote.com)

### VOTE BY INTERNET DURING THE MEETING



Go to [www.virtualshareholdermeeting.com/NAVI2023](http://www.virtualshareholdermeeting.com/NAVI2023). Vote must be submitted by the close of polls during the Annual Meeting.



## How do proxies work?

Navient's Board of Directors is requesting your proxy. Giving your proxy means that you authorize the persons named as proxies therein to vote your shares at the Annual Meeting in the manner you specify in your proxy (or to exercise their discretion as described herein). If you hold your shares as a record holder and sign and return a

proxy card but do not specify how to vote on a proposal, the persons named as proxies will vote your shares in accordance with the Board of Directors' recommendations. The Board of Directors has recommended that shareholders vote:

- **"FOR"** the election of each of the director nominees named in Proposal 1;
- **"FOR"** ratification of the appointment of Navient's independent registered public accounting firm, as set forth in Proposal 2; and
- **"FOR"** approval, on a non-binding advisory basis, of the compensation paid to our named executive officers as set forth in this proxy statement as Proposal 3.

Giving your proxy also means that you authorize the persons named as proxies to vote on any other matter properly presented at the Annual Meeting in the manner they determine is appropriate. Navient does not know of any other matters to be presented at the Annual Meeting as of the date of this proxy statement.

## Can I change my vote?

Yes. If you hold your shares as a record holder, you may revoke your proxy or change your vote at any time prior to the final tallying of votes by:

- Delivering a written notice of revocation to Navient's Corporate Secretary at the Office of the Corporate Secretary, Navient Corporation, 13865 Sunrise Valley Drive, Herndon, Virginia 20171;
- Submitting another timely vote via the Internet, by telephone or by mailing a new proxy (following the instructions listed under the "How do I vote?" section above); or
- If you are eligible to vote during the Annual Meeting, you also can revoke your proxy or voting instructions and change your vote during the Annual Meeting by logging into the website at [www.virtualshareholdermeeting.com/NAVI2023](http://www.virtualshareholdermeeting.com/NAVI2023) and following the voting instructions.

If your shares are held in street name, you need to contact your broker, bank, trustee or nominee for instructions on how to revoke or change your voting instructions. Virtual attendance at the Annual Meeting constitutes presence in person for purposes of quorum at the Annual Meeting.

## What constitutes a quorum?

A quorum of shareholders is necessary to transact business at the Annual Meeting. A quorum will exist when the holders of a majority of the shares of Common Stock entitled to vote are deemed present or represented by proxy, including proxies on which abstentions (withholding authority to vote) are indicated. Abstentions and broker non-votes will be counted in determining whether a quorum exists.



## What vote is necessary to approve each matter to be voted on at the Annual Meeting?

The following table provides a summary of the voting criteria for the Board's voting recommendations for the matters on the agenda for the 2023 Annual Meeting:

Proposal	Voting Options	Vote Required for Approval	Abstentions	Broker Non-Votes	Broker Discretionary Vote Permitted	Board's Voting Recommendation
1. Election of Directors	"FOR" or "AGAINST"	Affirmative vote of the holders of a majority of the votes cast.	NOT COUNTED	NOT COUNTED	NO	FOR the election of each of the director nominees
2. Ratify the appointment of KPMG LLP as Navient's independent registered public accounting firm for 2023	"FOR" or "AGAINST" or "ABSTAIN" from voting	Affirmative vote of the holders of a majority of shares deemed present or represented by proxy and entitled to vote on the proposal.	COUNTED as votes Against	NOT COUNTED	YES	FOR
3. Approve, in a non-binding advisory vote, the compensation paid to Navient's named executive officers	"FOR" or "AGAINST" or "ABSTAIN" from voting	Affirmative vote of the holders of a majority of shares deemed present or represented by proxy and entitled to vote on the proposal.	COUNTED as votes Against	NOT COUNTED	NO	FOR

## Who will count the vote?

Votes will be tabulated by an independent inspector of elections.

## Who can attend the Annual Meeting?

Only shareholders as of the record date, March 28, 2023, or their duly appointed proxies, may attend. No guests will be allowed to attend the Annual Meeting.



---

## Overview of Proposals

This proxy statement contains three proposals requiring shareholder action, each of which is discussed in more detail below.

- Proposal 1 requests the election of the director nominees named in this proxy statement to the Board of Directors.
- Proposal 2 requests ratification of the appointment of KPMG LLP as Navient’s independent registered public accounting firm for the fiscal year ending December 31, 2023.
- Proposal 3 requests the approval, in a non-binding advisory vote, of the compensation paid to our named executive officers as set forth in this proxy statement.



---

## Proposal 1 — Election of Directors

Under the Navient Bylaws (the “Bylaws”), the Board of Directors has the authority to determine the size of the Board of Directors and to fill any vacancies that may arise prior to the next annual shareholder meeting. Although the Board has the authority to change its size at any time, currently the Board has set the size of our Board at 10.

On April 3, 2023, the Company’s Nominations and Governance Committee recommended and the Board of Directors nominated the following directors for election at the Annual Meeting:

Frederick Arnold  
Edward J. Bramson  
Anna Escobedo Cabral  
Larry A. Klane  
Michael A. Lawson  
Linda A. Mills  
John (Jack) F. Remondi  
Jane J. Thompson  
Laura S. Unger  
David L. Yowan

Biographical information and qualifications and experience for each nominee appear beginning on the next page. In addition to fulfilling the general criteria for director nominees described in the section titled “Nominations Process,” each nominee possesses experience, skills, attributes and other qualifications that the Board of Directors has determined support its oversight of Navient’s business, operations and structure. These qualifications are discussed beginning on the next page along with biographical information regarding each member of the Board of Directors being nominated, including each individual’s age, principal occupation and business experience during the past five years. Information concerning each director is based in part on information received from him or her and in part from Navient’s records.

All nominees listed above have consented to being named in this proxy statement and to serve if elected. Should any nominee subsequently decline or be unable to accept such nomination to serve as a director, an event that the Board of Directors does not now expect, the Board of Directors may designate a substitute nominee or the persons voting the shares represented by proxies solicited hereby may vote those shares for a reduced number of nominees. If the Board of Directors designates a substitute nominee, persons named as proxies will vote “**FOR**” that substitute nominee.

Navient’s Bylaws generally provide that the election of a director nominee will be by a majority of the votes cast and voting affirmatively or negatively with respect to the nominee at a meeting for the election of directors at which a quorum is present. Accordingly, a director nominee will be elected to the Board of Directors if the number of shares voted “**FOR**” the nominee exceeds the number of votes cast “**AGAINST**” the nominee’s election, without regard to abstentions or broker non-votes. Shares that are not voted affirmatively or negatively in the election of directors, including abstentions and broker non-votes, have no direct effect in the election of directors. Those shares, however, are taken into account in determining whether a sufficient number of shares are present to establish a quorum.

If any director nominee fails to receive a majority of the votes cast “**FOR**” in an uncontested election, that nominee has agreed to automatically tender his or her resignation upon certification of the election results. If such an event were to occur, Navient’s Nominations and Governance Committee will make a recommendation to the Board of Directors on whether to accept or reject such nominee’s resignation. The Board of Directors will act on the recommendation of the Nominations and Governance Committee and publicly disclose its decision and the rationale behind it within 90 days from the date of certification of the election results.



---

### NOMINEES FOR ELECTION TO THE BOARD OF DIRECTORS

Name and Age  
Service as a Director

Position, Principal Occupation, Business Experience and Directorships

---



**President and Chief Executive Officer**  
Navient Corporation

**Directorships of Other Public Companies:**

CubeSmart Real Estate Investment Trust (NYSE: CUBE) — 2009 to present

**Former Directorships of Other Public Companies:**

SLM Corporation

**Other Professional and Leadership Experience:**

Chairman, Reading is Fundamental  
Trustee, Nellie Mae Education Foundation

**Skills, Experience and Qualifications:**

Mr. Remondi has been the Company’s President and Chief Executive Officer since April 2014. He was SLM Corporation’s President and Chief Executive Officer from May 2013 to April 2014, President and Chief Operating Officer from January 2011 to May 2013 and its Vice Chairman and Chief Financial Officer from January 2008 to January 2011.

Mr. Remondi has a nearly 30-year history in the student loan and business services industry with Navient and its predecessors, in a variety of leadership roles, including as chief executive officer, chief operating officer and chief financial officer. He has the in-depth knowledge of our industry, customers, investors and competitors, as well as the relationships, to lead our company. Mr. Remondi brings to our Board of Directors a unique historical perspective of Navient, its operations and the evolution of the student loan industry, and he provides valuable insights to our Board in the areas of finance, accounting, portfolio management, business operations and student/consumer lending.

Jack Remondi, 60

Director since  
May 2013

**Name and Age**  
**Service as a Director**

**Position, Principal Occupation, Business Experience and Directorships**



**President**  
Cadore Group LLC

**Business Experience:**

President, Cadore Group LLC, a management and IT consulting company — 2015 to present  
Corporate Vice President, Operations, Northrop Grumman — 2013 to 2015  
Corporate Vice President & President, Information Systems and Information Technology Sectors, Northrop Grumman — 2008 to 2012

Linda Mills, 73

Chair of the Board since  
June 2019

**Directorships of Other Public Companies:**

American International Group, Inc. (NYSE: AIG) — 2015 to present  
Chair of the Compensation and Management Resources Committee

Director since  
May 2014

**Other Professional and Leadership Experience:**

Board Member Emeritus, Smithsonian National Air & Space Museum  
Former Member, Board of Visitors, University of Illinois, College of Engineering  
Former Senior Advisory Group and Board Member, Northern Virginia Technology Council  
Former Board Member, Wolf Trap Foundation for the Performing Arts

**Skills, Experience and Qualifications:**

Ms. Mills’ extensive experience in leading businesses and operations for large, complex multinational companies brings a valuable perspective to our Board of Directors in the areas of operations, financial management, strategic re-positioning, risk management, technology, federal, state and local government contracting, and cybersecurity risk. Through insights gained as a director on the board of another large, publicly traded corporation in a highly regulated industry, as well as her service on many nonprofit boards, Ms. Mills brings a unique and wide range of valuable strategic and operational perspectives to our Board.

**Name and Age**  
**Service as a Director**

**Position, Principal Occupation, Business Experience and Directorships**



**Financial Executive**

**Business Experience:**

Chief Financial Officer, Convergenx Group, LLC — July 2015 to May 2017  
Executive Vice President and Chief Financial Officer, Capmark Financial Group, Inc. — September 2009 to January 2011  
Executive Vice President of Finance, Masonite Corporation — February 2006 to September 2007  
Executive Vice President, Strategy and Development, Willis North America — 2001 to 2003  
Chief Administrative Officer, Willis Group Holdings Ltd. — 2000 to 2001

Director since August 2018

**Directorships of Other Public Companies:**

M3-Brigade Acquisition III Corp. (NYSE: MBSC, MBSCU, MBSCW)  
Chair, Audit Committee; Member, Nominating Committee — October 2021 to present

**Former Directorships of Other Public Companies:**

Valaris plc  
Syncora Holdings Ltd.  
FS KKR Capital Corp.  
Corporate Capital Trust  
CIFC Corp.

**Other Professional and Leadership Experience:**

Current Chairman of the Board, Lehman Brothers Holdings Inc.  
Former Director, The We Company  
Former Director, Lehman Commercial Paper Inc.

**Skills, Experience and Qualifications:**

Mr. Arnold spent 20 years as an investment banker primarily at Lehman Brothers and Smith Barney, where he served as managing director and head of European corporate finance. His experience originating and executing mergers and acquisitions and equity financings across a wide variety of industries and geographies, as well as his other board experience, brings a valuable perspective to our Board of Directors. Subsequent to his employment at Lehman Brothers and Smith Barney, Mr. Arnold spent 15 years in various senior financial positions at a number of private equity-owned portfolio companies.



Name and Age  
Service as a Director

Position, Principal Occupation, Business Experience and Directorships



Edward Bramson, 72

Director since May 2022

**Partner**  
**Sherborne Investors Management LP**

**Business Experience:**

**Sherborne Investors 1986- Present**

Chief Executive Officer, Electra Private Equity plc 2015 - 2019  
Executive Chairman, F&C Asset Management plc 2010 - 2013  
Chairman and Chief Executive Officer, Nautilus, Inc. 2007 - 2011  
Chairman/Executive Chairman, Spirent Communications plc 2006 - 2010  
Chairman/Executive Chairman, Elementis plc 2005 - 2007  
Executive Chairman, 4imprint Group plc 2003-2005  
Chairman, Ampex Corporation, 1992 - 2007

**Skills, Experience and Qualifications:**

Mr. Bramson has extensive business experience as a Chief Executive Officer, including seven publicly traded companies in the consumer products, electronics and regulated financial services sectors. He co-founded Sherborne Investors in 1986. The firm manages private and public equity turnaround investments and currently holds approximately 19.7% of the outstanding shares of Navient. Mr. Bramson has worked successfully with people from diverse backgrounds, and brings to our Board valuable experience in creating long-term value for shareholders.



Name and Age  
Service as a Director

Position, Principal Occupation, Business Experience and Directorships



Anna Escobedo Cabral, 63

Director since December 2014

**Partner**  
**Cabral Group, LLC**

**Business Experience:**

Partner, Cabral Group — 2018 to present  
Senior Advisor, Inter-American Development Bank — 2009 to 2018  
Treasurer of the United States, U.S. Department of the Treasury — 2004 to 2009  
Director, Smithsonian Institution's Center for Latino Initiatives — 2003 to 2004  
CEO, Hispanic Association on Corporate Responsibility — 1999 to 2003  
Deputy Staff Director & Chief Clerk, U.S. Senate Committee on the Judiciary — 1993 to 1999  
Executive Staff Director, U.S. Senate Republican Conference Task Force on Hispanic Affairs — 1991 to 1999

**Other Professional and Leadership Experience:**



Member, Diversity Advisory Committee, Comcast NBCU  
 Member, NACD Center for Inclusive Governance Advisory Council  
 Chair, Jessie Ball duPont Fund  
 Chair, BBVA Microfinance Foundation Board  
 Treasurer, Lideramos  
 Former Chair, Financial Services Roundtable Retirement Security Council  
 Former Member, Providence Hospital Foundation Board  
 Former Member, American Red Cross Board of Directors  
 Former Member, Sewall Belmont House Board of Directors  
 Former Member, Martha's Table Board of Directors

**Skills, Experience and Qualifications:**

Through her vast experience in public policy, government, public affairs, corporate social responsibility, international development, and financial literacy, as well as her experience as a chief operating officer in the nonprofit sector, Ms. Cabral provides our Board with key insights on our inclusion, diversity and equity initiatives and provides judgment regarding regulatory policy and the political and legislative process.

**Name and Age  
 Service as a Director**

**Position, Principal Occupation, Business Experience and Directorships**



**Co-Founding Principal  
 Pivot Investment Partners LLC**

**Business Experience:**

Global Financial Institutions Leader, Cerberus Capital Management — 2012 to 2013  
 Chair, Korea Exchange Bank — 2010 to 2012  
 CEO, Korea Exchange Bank — 2009 to 2012  
 President of Global Financial Services, Capital One — 2000 to 2008  
 Managing Director, Bankers Trust/Deutsche Bank — 1994 to 2000

**Larry A. Klane, 62**

**Directorships of Other Public Companies:**

The Real Brokerage, Inc. (Nasdaq: REAX; TSX-V: REAX) — June 2020 to present

**Director since  
 May 2019**

**Former Directorships of Other Public Companies:**

VeriFone Systems, Inc.  
 Korea Exchange Bank  
 Aozora Bank Ltd.  
 Bottomline Technologies, Inc.

**Other Professional and Leadership Experience:**

Director, Goldman Sachs Bank USA  
 Former Director, Nexi Group S.p.A.  
 Former Director, Ethoca Limited

**Skills, Experience and Qualifications:**

Mr. Klane brings an important strategic and operational perspective to our Board given his extensive background in financial services and payment services, including his service in various leadership positions in the financial services industry.

**Name and Age  
 Service as a Director**

**Position, Principal Occupation, Business Experience and Directorships**



**President & CEO  
 Los Angeles Urban League**

**Business Experience:**

U.S. Ambassador, Council of the International Civil Aviation Organization, a United Nations agency — 2013 to 2017  
 President, Board of Airport Commissioners — 2008 to 2011  
 Partner, Skadden, Arps, Slate, Meagher & Flom — 1980 to 2011

**Michael A. Lawson, 69**

**Other Professional and Leadership Experience:**

Member, Board of Directors, Southern California Public Radio 2020  
 Member, Board of Directors, The United Way of Greater Los Angeles  
 Member, Board of Directors, The Pacific Council on International Policy  
 Former Member, Board of Airport Commissioners, Los Angeles World Airports

**Director since  
 August 2021**

Former Member, Board of Trustees of the California State Teachers' Retirement System  
 Former Chair, Oversight Board for the Community Redevelopment Agency for the City of Los Angeles  
 Former Member, Board of Trustees, Morehouse College, Atlanta GA  
 Former Member, Board of Trustees, Loyola Marymount University, Los Angeles  
 Former Chair/Member, Constitutional Rights Foundation  
 Former Vice Chair/Member, Board of Directors, Performing Arts Center of Los Angeles County/The Music Center  
 Former Member, Board of Directors, Music Center Foundation  
 Former Member, Western Regional Selection Panel for the White House Fellow Program  
 Former Member, Board of Directors, The Advancement Project

**Skills, Experience and Qualifications:**

Mr. Lawson brings experience to our Board and the Compensation and Human Resources Committee as a result of his extensive background in the area of executive compensation and benefits. Mr. Lawson also possesses extensive experience in structured finance and proxy contests.

**Name and Age  
Service as a Director**

**Position, Principal Occupation, Business Experience and Directorships**



Jane J. Thompson, 71

Director since  
March 2014

**Chief Executive Officer**  
Jane J. Thompson Financial Services LLC

**Business Experience:**

Chief Executive Officer, Jane J. Thompson Financial Services LLC, a management consulting firm — 2011 to present  
 President, Financial Services, Walmart Stores, Inc. — 2002 to 2011  
 Executive Vice President, Credit, Home Services, Online and Corporate Planning, Sears, Roebuck and Co. — 1988 to 1999  
 Consultant/Partner, McKinsey & Company — 1978 to 1988

**Directorships of Other Public Companies:**

CompoSecure, Inc. (Nasdaq: CMPO) — 2021 to present  
 Katapult Holdings, Inc. (Nasdaq: KPLT) — 2022 to present

**Former Directorships of Other Public Companies:**

Mitek Systems, Inc.  
 OnDeck Capital, Inc.  
 Blackhawk Network Holdings, Inc.  
 VeriFone Systems, Inc.  
 The Fresh Market  
 ConAgra Brands

**Other Professional and Leadership Experience:**

Former Executive Chair, Pangea Universal Holdings, Inc.  
 Former Member, CFPB Consumer Advisory Board  
 Former Member, Commercial Club of Chicago  
 Former Member, Financial Health Network Board  
 Former Member and Chair, The Chicago Network  
 Former Member and Board Member, The Economic Club of Chicago

Former Member, Lurie Children's Hospital of Chicago Board of Trustees  
 Former Trustee, Bucknell University  
 Former Member, Corporate Advisory Board, Darden Graduate School of Business, University of Virginia  
 Former Member, Corporate Advisory Board, Walton Graduate School of Business, University of Arkansas

**Skills, Experience and Qualifications:**

Ms. Thompson brings a unique depth and breadth of expertise to our Board of Directors in the areas of consumer behavior, financial services, consumer lending, finance and financial services regulation. She has extensive experience in consumer lending, as well as management experience with large, publicly traded businesses. Combined with other leadership roles in business—including service as a director of several public companies and as a member of various audit, compensation, risk management and governance committees—Ms. Thompson brings valuable insights to our Board in a variety of areas.

**Name and Age  
Service as a Director**

**Position, Principal Occupation, Business Experience and Directorships**

**President**  
Unger, Inc.



Laura S. Unger, 62

Director since November 2014

**Business Experience:**

President, Unger, Inc., a financial services consulting firm — 2018 to present  
Special Advisor, Promontory Financial Group — 2010 to 2014  
Independent Consultant to JPMorgan — 2003 to 2009  
Commissioner, U.S. Securities and Exchange Commission — 1997 to 2002 (including six months as Acting Chairman)  
Counsel, U.S. Senate Committee on Banking, Housing & Urban Affairs — 1990 to 1997

**Directorships of Other Public Companies:**

Nomura Holdings, Inc. (NYSE: NMR) — 2018 to present  
Chair, Board Risk Committee

**Former Directorships of Other Public Companies:**

CIT Group  
CA Technologies  
Ambac Financial Group, Inc.

**Other Professional and Leadership Experience:**

Board Member and Chair, Children’s National Medical Center  
Director, Nominations and Governance Committee, Chair, Audit Committee  
Nomura Holdings America  
Director, Nomura Securities, Inc.  
Director, Nomura Global Financial Products

**Skills, Experience and Qualifications:**

Ms. Unger has significant corporate governance expertise as a member or chair of boards and board committees of public companies and her service at the U.S. Securities and Exchange Commission. Her government, public policy and legal and regulatory experience, together with her extensive leadership experience at corporate boards and provides our Board of Directors with perspectives into governance and SEC regulatory policy.

Name and Age  
Service as a Director

Position, Principal Occupation, Business Experience and Directorships

**Consumer Financial Services Executive**



David L. Yowan, 66

Director since March 2017

**Business Experience:**

Executive Vice President and Treasurer, American Express Company — 2006 to 2022  
Senior Treasury Management, American Express Company — 1999 to 2006  
Senior Vice President, North American Consumer Bank Treasury, Citigroup — 1987 to 1998

**Skills, Experience and Qualifications:**

Mr. Yowan’s extensive experience in consumer financial services including his long tenure with the world’s largest payment card issuer makes him a valuable addition to Navient’s Board of Directors. His insight and experience in risk management, balance sheet management, asset securitization and strategy make him ideally suited to chair our Audit Committee and to assist our Board in overseeing financial, operational and credit risk management.

**Board Recommendation**

THE BOARD OF DIRECTORS RECOMMENDS A VOTE “**FOR**” THE ELECTION OF EACH OF THE NOMINEES NAMED ABOVE.

**Agreements with the Sherborne Group**

On April 14, 2022, Navient Corporation (the “Company”) entered into a Nomination and Cooperation Agreement (the “Agreement”), by and among the Company and Sherborne Investors Management LP, Newbury Investors LLC and Edward J. Bramson (collectively, the “Sherborne Group”). The Agreement included various terms, conditions and provisions, including the Company’s agreement to, among other things, include Mr. Bramson in the director slate of candidates to stand for election at the 2022 annual meeting of stockholders of the Company (the “2022 Annual Meeting”) recommended by the board of directors of the Company (the “Board”) and other terms applicable during the “Covered Period”. The Covered Period ends on the date that is the later of (i) the earlier of (a) the closing of the 2023 annual meeting of stockholders of the Company and (b) 5:00 p.m. Eastern Time on June 30, 2023 and (ii) the date that is twenty (20) business days following the date Mr. Bramson ceases to be a member of the Board. Therefore, assuming Mr. Bramson is reelected to the Board, the terms and conditions contained in the Agreement will continue to be in effect. Mr. Bramson, while serving as a member of the Board, is required to (i) meet all applicable director independence and other requirements of the Company, of stock exchange listing standards and of the Securities and Exchange Commission and related securities laws and regulations, (ii) be qualified to serve as a director under the Delaware General Corporation Law and (iii) comply with Company policies, guidelines and codes of conduct applicable to non-management directors.

If the Sherborne Group (which currently holds approximately a 22.65% ownership position in the Company) ceases to hold at least 10.0% of the Company's common stock, the Agreement requires Mr. Bramson to offer his resignation from the Board. Such offer of resignation would also be required in certain other circumstances set forth in the Agreement.

Under the Agreement, the Sherborne Group is subject to various restrictions, including, among other things, limitations on proposing or engaging in certain extraordinary transactions and other matters involving the Company, prohibitions on the Sherborne Group acquiring more than 20.0% of the Company's outstanding shares other than as a result of share repurchases undertaken by the Company. The Agreement also prohibits the Sherborne Group from engaging in proxy solicitations and certain other stockholder-related matters and proposals, forming groups with other investors, disposing of its shares to a third party who, to the Sherborne Group's knowledge, would subsequently own 5.0% or more of the Company's outstanding shares outside of open market broker sale transactions or transactions approved by the Board, engaging in short sales of Company shares, and limitations on certain statements regarding the Company and on certain interactions with third parties and employees of the Company. The Sherborne Group has agreed to vote its shares as set forth in the Agreement, including with respect to board elections. Certain non-disparagement provisions also apply to the Company and to the Sherborne Group under the Agreement.

The foregoing description of the Agreement is qualified in its entirety by reference to the complete agreement included as [Exhibit 99.1](#) within the Company's Current Report on Form 8-K, filed with the SEC on April, 18, 2022 and incorporated herein by reference.

## Corporate Governance

### Role and Responsibilities of the Board of Directors

The Board of Directors believes strong corporate governance is critical to achieving Navient's performance goals, enhancing shareholder value, and maintaining the trust and confidence of investors, employees, regulatory agencies and other stakeholders.

The primary responsibilities of the Board of Directors are to:

- Review Navient's long-term strategies and set long-term performance metrics;
- Review and approve Navient's annual business plan and multi-year strategic plan, regularly review performance against such plans and ensure alignment between the Company's actions and its longer-term strategic objectives;
- Review risks affecting Navient and its processes for managing those risks, and oversee management performance with regard to various aspects of risk management, compliance and governance;
- Select, evaluate and compensate the Chief Executive Officer;
- Plan for succession of the Chief Executive Officer and other members of the executive management team;
- Review and approve major transactions;
- Through its Audit Committee, select and oversee Navient's independent registered public accounting firm;
- Oversee financial matters, including financial reporting, financial controls and capital allocation;
- Recommend director candidates for election by shareholders and plan for the succession of directors; and
- Evaluate the Board's composition, succession, and effectiveness.

### Board Governance Guidelines

The Board of Directors' Governance Guidelines (the "Guidelines") are reviewed, at least annually, by the Nominations and Governance Committee. The Guidelines can be found at on our website at <https://navient.com/investors/corporate-governance> and a written copy may be obtained by contacting the Corporate Secretary at [corporatesecretary@navient.com](mailto:corporatesecretary@navient.com). The Guidelines, along with Navient's Bylaws, embody the following governance practices, among others:

- A majority of the members of the Board of Directors must be independent directors and all members of the Audit, Compensation and Human Resources, and Nominations and Governance Committees must be independent.
- All directors stand for re-election each year and must be elected by a majority of the votes cast in uncontested elections.
- No individual is eligible for nomination to the Board after the earlier of (i) their 75<sup>th</sup> birthday or (ii) after having served in the aggregate more than 15 years on the Board.
- The Board of Directors has separated the roles of Chair of the Board and CEO, and an independent, non-executive director serves as Chair.

- Independent members of the Board of Directors and its committees meet in executive session, outside the presence of management or the CEO during each

scheduled Board or committee meeting. The Chair of the Board (or the applicable committee chair) presides over these sessions.

- Navient maintains stock ownership and retention guidelines for directors and executive officers and has a policy prohibiting the hedging or pledging of its stock.
- The Board of Directors and each committee conduct performance reviews annually through a combination of online questionnaires and individual director interviews.
- The Board of Directors and its committees may engage their own advisors.

The Nominations and Governance Committee routinely conducts an assessment of director skillsets in light of the Company’s present and future businesses to ensure Board effectiveness. The Chair of the Board and the Chair of the Nominations and Governance Committee also meet with each director on an annual basis to assess Board effectiveness and engage in discussions regarding Board succession planning and director recruiting.

## Board Leadership Structure

---

The Board of Directors has separated the roles of Chair of the Board of Directors and Chief Executive Officer, and the Board continues to believe that this structure properly balances the Board’s management and governance responsibilities. The Board of Directors also believes that its leadership structure has created an environment of open, transparent communication between the Board and management, enabling the Board to maintain an active, informed role in oversight by being able to monitor those matters that may present significant risks to Navient.

While it is the opinion of the Board of Directors that its leadership structure is appropriately balanced between promoting Navient’s strategic development with the Board’s management oversight function, in the future, when the Board contemplates either CEO succession or Board Chair succession, it may choose to change this governance structure.

## Board Succession Planning

---

Our Board Governance Guidelines provide that no individual is eligible for nomination to the Board after the earlier to occur of (i) their 75th birthday or, (ii) after they have served more than 15 years on the Board.<sup>1</sup> The Board actively engages in succession planning and director recruiting to ensure that the size of the Board and the skills of the directors continue to align with our business strategy and the environments in which we operate. Each year, the Chair of the Board and the Chair of the Nominations and Governance Committee meet with each director to engage in discussions regarding Board evaluation. The Board also discusses succession planning and director recruiting as part of the Committee and Board’s regular agenda. In recruiting new directors, the Board seeks to achieve a diversity of gender, age, race, ethnicity, perspectives, thought and experience. The Nominations and Governance Committee, in consultation with the Board, has developed an informal succession plan to address Board vacancies as they arise.

## Management Succession Planning

---

We have succession plans and talent management programs in place for our Chief Executive Officer and for our team of senior executives. Our senior management succession planning process is an organization-wide practice designed to proactively identify, develop and retain the leadership that is critical for future business success. We also look to promote diversity within our management team—in terms of gender, race, ethnicity, thought, perspectives and other factors—as part of the management succession planning process.

<sup>1</sup> Our Board Governance Guidelines state: “The Board has determined that non-employee directors will not be nominated for election to the Board after the earlier to occur of (i) their 75th birthday, or (ii) the 15th anniversary of their appointment to the Board. Notwithstanding the preceding sentence, the Board may nominate non-employee directors who have served past their term limit or whose age exceeds the age limit in special circumstances, such as to avoid the simultaneous departure of multiple non-employee directors.”

The succession plan for our Chief Executive Officer is reviewed regularly by the Compensation and Human Resources Committee and the other independent directors. The plan identifies a “readiness” level for each internal candidate and also incorporates the flexibility to define an external hire as a succession option. Formal succession planning for the rest of our senior leaders is also an ongoing process, which includes identifying a readiness level for each potential internal candidate and strategically planning for external hires for positions where gaps, if any, are identified.

Our emergency CEO succession plan is intended to respond to an immediate and unexpected position vacancy, including resulting from a major catastrophe. The plan allows the Company to continue safe and sound operation and minimizes potential disruption or loss of continuity to business and operations.

## Director Independence

---

For a director to be considered independent, the Board of Directors must determine that the director does not have any direct or indirect material relationship with Navient that would interfere with the director’s exercise of independent judgment or that would render the director incapable of making a decision with only the best interests of the Company in mind. The Board of Directors has adopted the Guidelines, which include the standards for determining director independence. In addition to Delaware law requirements, the Guidelines conform to the independence requirements of Rule 10A-3 of the Securities Exchange Act of 1934 (the “Exchange Act”) and the Nasdaq listing standards. The Guidelines can be found at [www.navient.com](http://www.navient.com) under “Investors, Corporate Governance” and a written copy may be obtained by contacting the Corporate Secretary at [corporatesecretary@navient.com](mailto:corporatesecretary@navient.com).

At the end of 2022, the Board of Directors was comprised of 10 members, 9 of whom were affirmatively determined to be independent. The independent members of the Board of Directors at the end of 2022 were: Frederick Arnold; Edward Bramson; Anna Escobedo Cabral; Larry A. Klane; Michael A. Lawson; Linda A. Mills; Jane J. Thompson; Laura S. Unger; and David L. Yowan. During 2022, and again in 2023, the Board of Directors determined that each of these individuals met the Nasdaq listing standards and Navient’s own director independence standards. In addition, during 2022 and again in 2023, the Board of Directors considered transactions and relationships between each director and any member of his or her immediate family on one hand, and Navient, on the other, to confirm that there were no transactions or relationships that would impair such director’s independence. Mr. Remondi was determined not to be independent among Navient’s current Board of Directors.


Each member of the Board of Directors' Audit, Compensation and Human Resources, and Nominations and Governance Committees is independent within the meaning of the Nasdaq listing standards, Rule 10A-3 of the Exchange Act and Navient's own director independence standards. Mr. Bramson does not serve on any committees of the Board.

## Board of Directors Meetings and Attendance at Annual Meeting

The full Board of Directors met 11 times in 2022. Each of our incumbent directors attended at least 96% of the total number of Board and committee meetings during his or her tenure on the Board and applicable committees, with the average attendance across all our incumbent directors being 92.8% in 2022. All directors attended the Company's 2022 annual meeting of shareholders, other than Edward Bramson, who joined the Board in May 2022.

## Committee Membership

The Board of Directors has established the following standing committees to assist in its oversight responsibilities: an Audit Committee, a Compensation and Human Resources Committee, a Nominations and Governance Committee, a Risk Committee, and an Executive Committee. Each standing committee is governed by a Board-approved written charter, which is evaluated annually, and which sets forth the respective committee's functions and responsibilities. Membership of each of the committees is also changed as part of a regular rotation. Investors may find the current membership of the Board's standing committees at <https://www.navient.com/investors/corporate-governance/>.



In 2021, as part of the Board's regular governance practice, an 18-month work-plan was created for each of the charters of the Audit, Compensation and Human Resources, Nominations and Governance, and Risk Committees so that the responsibilities of each committee would be addressed at appropriate times throughout the year. These work-plans were reviewed in 2022 and will also be reviewed and revised as a matter of course in 2023. Agendas for committee meetings are developed based on each committee's work-plan together with other current matters the Board chair, the committee chair or management believes should be addressed at the meeting. The chair of each committee provides regular reports to the Board of Directors regarding the subject of the committee's meetings and any committee actions.

The following table sets forth the membership and number of meetings held for each committee of the Board of Directors during 2022. This table reflects the membership of each committee as of December 31, 2022. It is the practice of the Board to hold its regular committee meetings in conjunction with the regular meetings of the Board. Given the Audit Committee's responsibilities relating to our financial statements and financial reporting, it is expected that the Audit Committee will meet more often than the other committees.

	Audit Committee	Compensation and Human Resources Committee	Executive Committee	Risk Committee	Nominations and Governance Committee
Frederick Arnold	X			X	
Anna Escobedo Cabral <sup>(1)</sup>		X			X
Larry A. Klane		X		CHAIR	
Michael A. Lawson	X	X			
Linda A. Mills			CHAIR		
John F. Remondi			X		
Jane J. Thompson		CHAIR	X		X
Laura S. Unger <sup>(1)</sup>			X	X	CHAIR
David L. Yowan	CHAIR		X	X	
Number of Meetings in 2022	9	8	4	7	3

Chair = Committee Chair

X = Committee Member

(1) Ms. Cabral served on the Audit Committee until August 10, 2022, when she became a member of the Nominations and Governance Committee.

### Audit Committee

The Audit Committee has been established in accordance with Section 3(a)(58)(A) of the Exchange Act. During 2022, the Audit Committee, as set forth in its charter, assisted the Board of Directors in fulfilling its responsibilities by providing oversight relating to: (1) the integrity of Navient's financial statements; (2) the Company's system of internal controls; (3) the qualifications, performance and independence of Navient's independent registered accounting firm; (4) the performance of the Company's internal audit function; (5) risks related to Navient's compliance, legal and regulatory matters; and (6) the review of related party transactions. In addition, the Audit Committee reviews the Company's procedures for the receipt, retention and handling of confidential, anonymous complaints pertaining to accounting, internal accounting controls and auditing matters, including procedures for the periodic review of violations or waivers of compliance with the Company's Code of Business Conduct, and prepares the report of the Audit Committee for Navient's annual proxy statement, as required by the SEC. The Board of Directors has determined that two members of the Audit Committee, Mr. Yowan, the Committee Chair, and Mr. Arnold, qualify as audit committee financial experts, as that term is defined under the rules promulgated by the SEC. During 2022, no member of the Audit Committee served on the audit committee of more than three public companies.

### Compensation and Human Resources Committee

Pursuant to the provisions of its charter, which can be found on our website in full, the primary responsibilities of the Compensation and Human Resources Committee (also referred to herein as the "Compensation Committee") during 2022 were to: (1) approve or recommend, as appropriate, compensation, benefits and employment arrangements for Navient's Chief Executive Officer and certain other executive officers who report to the CEO (collectively "Executive Management"), and the independent members of the Board of Directors; (2) review and approve compensation plans, incentive plans and benefit plans applicable to Executive Management; (3) review, approve and administer all equity-based plans of the Company; (4) supervise the administration of employee benefit plans of Navient as required by law or the plan terms or as otherwise appropriate; (5) receive periodic reports regarding the Company's compensation programs as they relate to all employees; (6) review Navient's management development and recommend to the Board of Directors succession plans applicable to Executive Management; (7) review and consider current and developing compensation and human resources related topics as appropriate, including performance management, leadership development, turnover and retention,

diversity, and employee engagement; (8) review Navient’s strategy for promoting diversity, equity and inclusion in the workplace; and (9) prepare the report of the Compensation Committee for inclusion in this proxy statement, as required. The Compensation Committee also reviews the report of management on the potential risks arising from Navient’s compensation policies and practices to determine whether such policies and practices are reasonably likely to have a material adverse effect on the Company.

The Compensation Committee considers executive officer and director compensation on an annual basis. In January or February of each year, after consultation with the independent chair and other independent directors, as well as its independent consultant, if one has been retained, the Compensation Committee approves the compensation of the Chief Executive Officer and Executive Management. At that time, the Compensation Committee also makes a recommendation to the Board of Directors regarding director compensation. The Compensation Committee reviews executive compensation as described in the “Compensation Discussion and Analysis” section of this proxy statement. In addition, throughout the year, the Compensation Committee considers executive compensation consistent with its responsibilities, as warranted by any personnel changes.

## Risk Committee

During 2022, the Risk Committee assisted the Board of Directors, as required by its charter, by providing oversight with respect to: (1) the Company’s Enterprise Risk Management policy, standards and program; (2) material corporate finance matters, including investments, mergers and acquisitions, capital management, financing and funding strategy; (3) technology operations and business continuity; (4) marketing and product development; (5) asset quality and other components of the Company’s lending programs; and (6) the Company’s information security program and cybersecurity. The Risk Committee also reviewed the financial risk profile of Navient, including capital market access, credit, interest rate, currency and programmatic/contractual risks and reviewed with management steps to manage those risks.

## Nominations and Governance Committee

In accordance with its charter, the Nominations and Governance Committee assists the Board of Directors in establishing appropriate standards for the governance of Navient, the operations of the Board of Directors generally and the qualifications of directors. It recommends to the Board of Directors the director nominees for the annual meeting of shareholders; oversees the orientation of new directors and the ongoing education of the Board; recommends director assignments to the Board’s standing committees; oversees the Company’s reputational and political risks, including environment, social and governance (“ESG”) risks; supervises the Board’s self-evaluation and succession process; and reviews and recommends changes to the Board’s Governance Guidelines. Additionally, the Nominations and Governance Committee routinely benchmarks the Company’s governance practices against industry best practices and makes appropriate changes when necessary.

Each of the Committees’ charters is available at [www.navient.com](http://www.navient.com) under “Investors, Corporate Governance.” Shareholders may obtain a written copy of a committee charter by contacting the Corporate Secretary at [corporatesecretary@navient.com](mailto:corporatesecretary@navient.com) or Navient Corporation, 13865 Sunrise Valley Drive, Herndon, VA 20171.

## Executive Committee

Since its creation, membership of the Executive Committee has included the committee chairs, the Chief Executive Officer and the Board chair. Under its charter, the Executive Committee has authority to act on behalf of the Board of Directors when the full Board of Directors is not available, and oversees the allocation of risk oversight responsibilities among Board committees. In conjunction with the Audit Committee, it also reviews with management the Company’s quarterly earnings and press releases.

## Compensation Consultant and Independence

During 2022 and again in 2023, the Compensation Committee retained Pearl Meyer as its independent compensation consultant (the “Compensation Consultant”).

The Compensation Consultant reported directly to the Compensation Committee, and the Compensation Committee retained authority to replace the Compensation Consultant or hire additional consultants at any time. A representative from the Compensation Consultant participated in meetings of the Compensation Committee and met with the committee without the presence of management, as requested, and directly communicated with the Chair of the Compensation Committee between meetings. However, the Compensation Committee made all decisions regarding the compensation paid to Navient’s named executive officers.

The Compensation Consultant provided various executive compensation services to the Compensation Committee pursuant to a written consulting agreement with the Compensation Committee. Generally, these services included advising the Compensation Committee, as requested, on the principal aspects of Navient’s executive and director compensation programs, assisting in the selection of the compensation peer group, providing market information and analysis regarding the competitiveness of our compensation, reviewing Navient’s executive compensation disclosures, and informing the Committee about emerging compensation-related regulatory and industry issues.

During 2022, and again in 2023, the Compensation Committee considered the independence of the Compensation Consultant under SEC rules and Nasdaq listing standards. The Compensation Committee received a written statement of independence from the Compensation Consultant, which addressed the following factors: (1) other services provided to the Committee by the Compensation Consultant; (2) fees paid by the Company as a percentage of the Compensation Consultant’s total revenues; (3) policies or procedures maintained by the Compensation Consultant designed to prevent a conflict of interest; (4) any business or personal relationships between the individual consultants involved in the engagement and any member of the Compensation Committee; (5) any Navient Common Stock owned by the individual consultants involved in the engagement; and (6) any business or personal relationships between our executive officers and the Compensation Consultant or the individual consultants involved in the engagement. The Compensation Committee reviewed these considerations and concluded that the work of the Compensation Consultant did not raise any conflicts of interest. For more information on the Compensation Committee and the Compensation Consultant, please see the “Compensation Discussion and Analysis” section in this proxy statement.

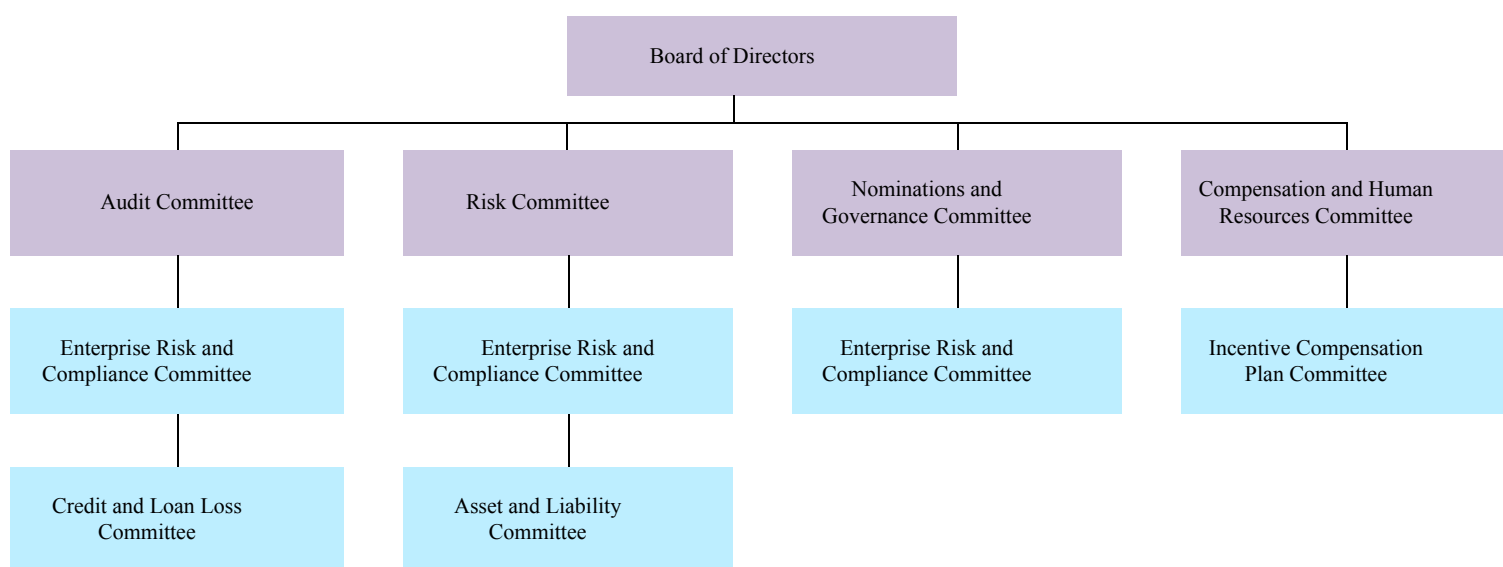
## Compensation Committee Interlocks and Insider Participation

Ms. Thompson, Ms. Cabral, Mr. Klane and Mr. Lawson were members of the Compensation Committee during fiscal year 2022. All members of the Compensation Committee were independent directors, and no member was an employee or former employee of Navient or its affiliates. During fiscal year 2022, none of Navient's executive officers served on a compensation committee (or its equivalent) or board of directors of another entity whose executive officer served on the Compensation Committee.

## The Board of Directors' Role in Risk Oversight

Our Board of Directors has the ultimate responsibility for risk oversight under Navient's Enterprise Risk Management ("ERM") philosophy and framework. In carrying out this critical responsibility, the Board has designated the Risk Committee as having primary responsibility to assist the Board in the development, maintenance and governance of the company's ERM policy, standards and program. Other standing committees of the Board are charged with overseeing specific enterprise risks, as described below. The Board and its standing committees are responsible for ensuring we adhere to established risk tolerances and parameters that form a cornerstone of our ERM framework.

The Board has delegated day-to-day responsibility for risk oversight to our Chief Executive Officer and senior management team, who in turn have established the following management committees to implement this directive: Enterprise Risk and Compliance Committee, Credit and Loan Loss Committee, Asset and Liability Committee, and Incentive Compensation Plan Committee. These internal management committees, described in more detail below, provide regular reports to the Board and its standing committees—either directly or through one or more senior executives. The overall risk governance structure is illustrated below:



The Nominations and Governance Committee regularly reviews the composition and membership of each standing committee of the Board and makes recommendations to the Board. Outside of the SEC and Nasdaq requirements for eligibility to serve on certain committees, such as the Audit Committee and the Compensation and Human Resources Committee, the Nominations and Governance Committee actively considers each committee's responsibilities, as outlined in its charter, as well as individual director skillsets when deciding which directors will serve on specific standing committees.

## Risk Appetite Framework


Navient employs a Risk Appetite Framework to identify the most significant risks that could impact our business and provides the process for evaluating and quantifying those risks. The Risk Appetite Framework defines the type and degree of risk Navient is able and willing to assume, given its business objectives, contractual and other legal requirements, and obligations to stakeholders. As noted below, our Risk Appetite Framework segments enterprise risk into nine enterprise risk domains.

## Enterprise Risk Domains

Our Risk Appetite Framework segments Navient's enterprise risks across nine enterprise risk domains: (1) Credit; (2) Market; (3) Funding and Liquidity; (4) Compliance; (5) Legal; (6) Operational; (7) Reputational and Political; (8) Governance; and (9) Strategy. These risk domains are disclosed in our Form 10-K and proxy statements filed with the SEC. As noted above, our Board of Directors has the ultimate responsibility for risk oversight for Navient's ERM framework.

The Board has assigned oversight responsibility for each risk domain to one or more of its standing committees. These risk oversight responsibilities are spelled out in each standing committee's charter. Investors can find the charter of each committee on our website at <https://www.navient.com/investors/corporate-governance/>.

Each of the enterprise risk domains is described below, along with the standing committee(s) responsible for risk oversight.





<i>Enterprise Risk Domain</i>	<i>Board Committee</i>	<i>Risk Description</i>
<b>Credit</b>	Risk Committee	Risk resulting from an obligor's failure to meet the terms of any contract with the Company or otherwise fail to perform as agreed.
<b>Market</b>	Risk Committee	Risk resulting from changes in market conditions, such as interest rates, spreads, commodity prices or volatilities.
<b>Funding and Liquidity</b>	Risk Committee	Risk arising from the Company's inability to meet its obligations when they come due without incurring unacceptable losses.
<b>Compliance</b>	Audit Committee	Risk arising from violations of, or non-conformance with, laws, rules, regulations, prescribed practices, internal policies, and procedures, or ethical standards.
<b>Legal</b>	Audit Committee	Risk manifested by claims made through the legal system, including litigation brought against the Company. Legal risk may arise from a product, a transaction, a business relationship, property (real, personal, or intellectual), employee conduct, or a change in law or regulation.
<b>Operational</b>	Risk Committee / Compensation and Human Resources Committee	Risk resulting from inadequate or failed internal processes, personnel and systems, inadequate product design and testing, or from external events, including cybersecurity risk.
<b>Reputational and Political</b>	Nominations and Governance Committee	Risk from stakeholder perceptions on legal matters, environmental, social and governance matters, our internal code of conduct or other employee misconduct.
<b>Governance</b>	Nominations and Governance Committee	Risk of not establishing and maintaining a control environment that aligns with stakeholder and regulatory expectations, including tone at the top and board performance.
<b>Strategic</b>	Executive Committee	Risk from adverse business decisions or improper implementation of business strategies.

## Cybersecurity Risk Oversight

The Board of Directors, through the Risk Committee, plays an important role in overseeing the Company's cybersecurity risk management. The Risk Committee receives regular briefings from the Company's Chief Information Security Officer relating to the most recent developments in cybersecurity prevention, detection, response and recovery as well as updates on breaches and exploitations, both successful and unsuccessful, including at other companies.

## Additional Risk Oversight Information

Additional information about how we actively manage risk for our stakeholders, including our customers, clients, employees, and shareholders, can be found on the Governance Documents & Reports section of our website at <https://www.navient.com/investors/corporate-governance/> in a report titled "Meeting Our Commitment: A Report on How Navient Manages Risk."

## Risk Assessment of Compensation Policies

Navient maintains an internal Incentive Compensation Plan Committee (the "ICP Committee") that conducts an annual risk review and assessment of the various incentive compensation plans covering our employees—including plans that cover our named executive officers—to ensure that our employees are not incentivized to take inappropriate risks which could impact our financial position and controls, reputation and operations. Our Chief Risk and Compliance Officer, Chief Legal Officer, Chief Audit Officer and Chief Human Resources Officer serve on the ICP Committee, along with other senior business leaders. The ICP Committee presented its annual findings to the Compensation Committee and the Audit Committee in early 2023, and the Compensation Committee determined that the Company's incentive compensation programs do not encourage or create unnecessary risk-taking, and that the risks arising from the programs are not reasonably likely to have a material adverse effect on the Company. The ICP Committee will continue to monitor our incentive compensation plans, as well as the plan governance structure put in place to mitigate risks associated with the plans, to ensure that our incentive compensation practices properly incentivize our employees and reflect industry best practices.



## Nominations Process

As described earlier in this proxy statement, the Board actively engages in succession planning and director recruiting to ensure that the size of the Board and the skills of the directors continue to align with our business strategy and the environment in which we operate. The Nominations and Governance Committee considers director candidates recommended by shareholders and also receives suggestions for candidates from Board members or third parties. The Nominations and Governance Committee has, from time to time, engaged and may continue, in the future, to engage third-party search firms to assist in identifying director candidates.

Candidates are evaluated based on the needs of the Board of Directors and Navient at that time, given the then-current mix of Board members, their individual skills and experiences relative to the Company's business strategy, and the Nominations and Governance Committee's desire to bring additional skills or experiences to the Board. While Navient does not have a formal Board diversity policy, the Board of Directors actively seeks representation that reflects gender, race, ethnic, age and geographic diversity, as well as a diversity of perspectives and experience. The Nominations and Governance Committee, through its charter, is charged with reviewing the composition, skills and diversity of the Board of Directors, and as part of the process, the Nominations and Governance Committee incorporates into the Board of Directors' annual evaluation process, the opportunity for each Board member to provide input regarding the current and desired composition of the Board of Directors and desired attributes of Board members. The minimum qualifications and attributes that the Nominations and Governance Committee believes a director nominee must possess include:

- Knowledge of Navient's business;
- Proven record of accomplishment;
- Integrity and sound judgment;
- Ability to challenge and stimulate management; and

- Independence.

In addition, the Nominations and Governance Committee believes the Board of Directors collectively should encompass a mix of skills and expertise in the following areas:

- Finance, including capital allocation;
- Accounting/audit;
- Corporate governance;
- Executive leadership;
- Information security and cybersecurity;
- Financial services, including financial technology and innovation;
- Capital markets;
- Business operations and operating efficiency;
- Mergers and acquisitions;
- Higher education;
- Consumer credit;
- Business processing solutions and outsourcing;

- Consumer marketing and product development, including customer experience;
- Government/Regulatory; and
- Legal.

The Nominations and Governance Committee considers and evaluates candidates recommended by shareholders in the same manner that it considers and evaluates all other director candidates. To recommend a candidate, shareholders should send, in writing, the candidate’s name, credentials, contact information, and his or her consent to be considered as a candidate to the Chair of the Nominations and Governance Committee at [corporatesecretary@navient.com](mailto:corporatesecretary@navient.com) or c/o Corporate Secretary, Navient Corporation, 13865 Sunrise Valley Drive, Herndon, VA 20171. The shareholder should also include his or her contact information and a statement of his or her share ownership. A shareholder wishing to nominate a candidate must comply with the notice and other requirements described under “Shareholder Proposals for the 2024 Annual Meeting” in this proxy statement.

## Proxy Access

The Company will include in its proxy statement and on its form of proxy card, the name of a director nominee submitted by an “Eligible Holder” who provides the information and satisfies the other provisions of the Company’s bylaws. To qualify as an “Eligible Holder,” a shareholder or a group of no more than 20 shareholders must have continuously owned at least three percent (3%) of the outstanding shares of the Company’s Common Stock entitled to vote in the election of directors for a period of at least three years and thereafter continue to own the shares through the Company’s annual meeting. There are no proxy access board nominees for the 2023 Annual Meeting. A complete version of the Company’s Second Amended and Restated Bylaws can be found on the Corporate Governance page of our website at the following location: <https://www.navient.com/investors/corporate-governance/>.

## Director Orientation and Continuing Education

The Nominations and Governance Committee oversees the orientation of new directors and the ongoing education of the Board. As part of Navient’s director orientation program, new directors participate in one-on-one introductory meetings with Navient business and functional leaders and are given presentations by members of senior management on Navient’s businesses, operations, strategic plans, financial statements, policies and practices. In addition, directors receive education on governance and director fiduciary duties and expectations. Directors may enroll in director continuing education programs on corporate governance and critical issues associated with a director’s service on a public company board. Navient makes an annual stipend available to each director towards the expenses of these programs. Our senior management meets regularly with the Board and meets annually to review with the Board the operating plan of the Company and each of our strategic business groups. The Board also regularly participates in full Board educational programs.

## Our Commitment to Environment, Social and Governance

We recognize the importance of Environmental, Social and Governance (“ESG”) consideration to our investors. Highlights of our commitment and approach to ESG matters are described below. Additional information appears on the Social Responsibility section of our website and in our Corporate Social Responsibility report at <https://navient.com/social-responsibility>.

## Environment

Navient is committed to a sustainable future. We leverage technologies that minimize energy use in our office buildings and promote widespread adoption of “paperless” digital customer communications. Navient prioritizes the usage of power-saving features in our buildings to reduce energy usage. Energy efficiency and reducing CO2 and CO2 equivalents are among the many factors considered in our growth and real estate decisions.

## Our Employees, Our Customers and Our Communities

We are committed to creating a workplace where employees are welcomed and respected for who they are as individuals and offered meaningful work and fair compensation. We believe that our employees and workplace thrive when we are authentically inclusive. We grow and innovate the best when we embrace a rich diversity that reflects the customers and communities we serve.

Through our inclusion, diversity and equity strategy, our employees lead and participate in initiatives such as our Inclusion, Diversity & Equity Council and education and awareness campaigns. Our voluntary, staff-led Employee Resource Groups enable individuals to connect based on their common interests, develop leadership opportunities, and promote a culture of inclusion and opportunity for all. To attract a diverse population of potential employees, Navient markets open positions through over 100 diversity job boards, extensive national, state, and community-based alliances, and job banks across the country. Further, our Compensation Committee reviews the report of management on our inclusion, diversity and equity efforts as well as the resulting actions and progress made on such efforts at a minimum of once each year and considers such efforts in the compensation of our executive officers as further described in the “Compensation Discussion and Analysis” section of this proxy statement.

Our mission is to enhance the financial success of our clients and customers, and our products and practices help promote opportunity and success. We leverage human-centered design, research insights, and customer feedback to design products and services that efficiently and effectively meet client needs. For example, through our GoingMerry.com platform, we provide college students and families with free tools to make it easier to access scholarships, apply for grants, and compare financial aid offers. We support our business clients to improve customer experience, achieve financial goals and help deliver essential public services.

We support the communities where we live and work. Building on our focus to help people along the path to financial success, the Navient Community Fund supports organizations that address the root causes that limit financial success for all Americans. Through fundraising and volunteer efforts, our team gives back to our local communities and supports a variety of nonprofit organizations serving thousands of families each year. We offer up to four hours of paid time off per month to empower employees to volunteer for Navient-supported nonprofit organizations in their community.

Navient has partnered with Boys & Girls Clubs of America to make career and college planning resources and advancement opportunities available for all young people, including those from under-resourced communities. Through this partnership, we have helped develop digital tools and curriculum to empower youth to explore careers relevant to their interests and learn about college and financial aid. In 2022, Navient was the lead sponsor for the Keystone Program, Boys & Girls Clubs of America’s premier teen character and leadership program that empowers Club members ages 14-18 to grow into responsible, productive and caring adults. Navient employees also volunteer at Boys & Girls Clubs in our communities.

## Governance

We are proud of our best-in-class governance practices—described in this proxy statement—and our leadership in board diversity. We have been recognized for board diversity by the Forum of Executive Women, Women’s Forum of New York, among other organizations.

## Policy on Political Contributions, Disclosure and Oversight

We did not make any political contributions using corporate funds in 2022, and we have no intention of making such political contributions in 2023. The Company’s Government Relations personnel are responsible for the development and implementation of policies pertaining to the Company’s political activities. They report semi-annually to the Nominations and Governance Committee of the Board on major lobbying priorities and principles as well as the political risk environment in which the Company operates. Government Relations also provides the Committee with a report on any payments made to trade associations, political expenditures, contributions made to other tax-exempt political organizations, as well as contributions by the Company’s Political Action Committee. Navient maintains numerous compliance processes structured to ensure that the Company and its employees conduct all their activities in accordance with our Code of Business Conduct and with all relevant laws governing political contributions and lobbying activities.



Since 2016, we have published our Transparency in Policy Engagement and Political Participation Report. In 2018, the Company was recognized as a “Trendsetter” in the CPA-Zicklin Index for political transparency. The Report provides an overview of the Company’s legislative and political priorities and also provides details pertaining to Navient’s contributions to members of Congress, trade associations, 527 political organizations and other political organizations. The Nominations and Governance Committee has instructed the Company to update the report on a semi-annual basis. The current Report is available on the Company’s website at <https://www.navient.com/about/who-we-are/transparency/>.

## Summary of Right to Purchase Preferred Shares

In December 2021, our Board declared a dividend of one preferred share purchase right (a “Right”) for each outstanding share of common stock, par value \$0.01 per share (“Company Common Stock”). The dividend became payable on December 30, 2021, to the shareholders of record as of the close of business on December 30, 2021. These rights did not become exercisable and consequently expired on December 19, 2022.

Our Board has adopted the Rights Agreement (as defined below) in response to the accumulation of a substantial economic position in the Company by entities associated with Sherborne Investors Management LP. The Rights Agreement is designed to protect shareholder interests by reducing the likelihood that any person or group would gain control of Navient through the open-market accumulation of the Company Common Stock without appropriately compensating the Company’s shareholders for control. In general terms, it works by imposing a significant penalty upon any person or group that acquires 20% or more of outstanding Company Common Stock without the approval of our Board. If a shareholder’s beneficial ownership of Company Common Stock as of the time of the public announcement of the rights plan and associated dividend declaration is at or above the applicable threshold (including through entry into certain derivative positions), that shareholder’s then existing ownership percentage would be grandfathered, but the rights would become exercisable if at any time after such announcement, the shareholder increases its ownership

percentage by 0.001% or more. The Rights Agreement does not interfere with any merger or other business combination approved by our Board. It also does not apply to a fully financed cash offer for all of the Company's shares meeting the requirements described below.

The Rights Agreement includes a qualifying offer exception for offers that meet the following conditions: the offer is (1) a fully financed all-cash tender offer for any and all of the outstanding shares of Company Common Stock, (2) open for at least 60 business days, (3) conditioned on a minimum number of shares of the Company Common Stock being tendered and not withdrawn as of the expiration date as would provide the bidder, upon consummation of the offer, with beneficial ownership of at least a majority of the Company Common Stock, which condition shall not be waivable, (4) accompanied by an irrevocable and legally binding written commitment of the offeror to consummate, as promptly as practicable upon successful completion of the offer, a second step transaction whereby all outstanding shares of Company Common Stock not purchased in the offer will be acquired for the same per-share consideration actually paid pursuant to the offer, subject to shareholders' statutory appraisal rights, if any, and (5) accompanied by an irrevocable and legally binding written commitment to provide a "subsequent offering period" in accordance with Rule 14d-11 of the Exchange Act of 20 business days following the consummation of the offer.

The specific terms of the Rights Agreement as made between our Company and Computershare Trust Company, N.A., as the Rights Agent, on December 20, 2021 (the "Rights Agreement") can be found as Exhibit 4.1 to the Company's current report on Form 8-K filed on December 20, 2021.

## Code of Business Conduct

The Company has a Code of Business Conduct that applies to Board members and all employees, including the chief executive officer, the chief financial officer and the principal accounting officer. The Code of Business Conduct is available on the Company's corporate governance website at <https://www.navient.com/investors/corporate-governance/> and a printed version is available from the Corporate Secretary. The Company intends to post amendments to or waivers of the Code of Business Conduct (to the extent applicable to the Company's chief executive officer, chief financial officer or principal accounting officer or any director) at this location on its website. There were no waivers of the Code of Business Conduct during 2022.



## Policy on Review and Approval of Transactions with Related Parties

The Company has adopted a Policy on Related Party Transactions to ensure that all Interested Transactions with Related Parties, as those terms are defined in the policy, will be at arm's length and on terms generally available to an unaffiliated third-party under the same or similar circumstances. The policy states that, except for the limited exceptions specifically stated in the policy, Interested Transactions with Related Parties that will exceed \$120,000 in any calendar year must be reviewed by the Audit Committee and receive approval of the Board of Directors prior to the Corporation entering into the Interested Transaction. A copy of the policy can be found on the Company's Corporate Governance website at <https://www.navient.com/investors/corporate-governance/>. For additional information pertaining to Related Party Transactions, please refer to "Certain Relationships and Related Transactions" below.

## Shareholder Engagement

Shareholder engagement is a key component in our business planning processes, as it helps further shareholder understanding of our performance while allowing senior management to understand and consider shareholders' interests in our business strategy. The Company is committed to strong corporate governance and recognizes the importance of engaging with and listening to our shareholders. The Company continued its long-standing practice of engaging proactively and routinely with shareholders in 2022. In addition to our regular and continuing meetings with shareholders and investors, whether individually or at organized events, we engaged with shareholders throughout the year on matters pertaining to the Company's performance, strategies, and governance.

### Who we engage:

We engage with a wide range of constituents, including:

- Institutional shareholders
- Sell-side and buy-side analysts
- Fixed-income investors
- Proxy advisory firms
- Rating agencies
- ESG-focused firms

- Investor events
- Industry conferences and presentations
- Annual shareholder meetings

### Who Participates:

- Executive Management, including our CEO and CFO
- Investor Relations
- Senior Management
- Subject Matter Experts

### Key Resources

- Form 10-Ks, 10-Qs, 8-Ks and other SEC filings
- Annual Proxy statement
- Company presentations
- Press releases
- Navient.com/investors
- Corporate Social Responsibility report

### Key Topics of Engagement:

Our engagements cover a broad range of topics, including:

- Overall business strategy
- Current industry conditions
- Financial performance
- Simplification of Company
- Operating efficiency
- Corporate governance
- Regulatory and legal matters
- Strategic priorities
- Sustainability and ESG-related matters

### How we engage:

We utilize multiple avenues for engagement, including:

- One-on-one meetings, in-person and virtual
- Group meetings, in-person and virtual
- Quarterly earnings calls



## Director Compensation

Our director compensation program is designed to reasonably compensate our non-employee directors for work required for a company of our size, complexity and risk, and to align the interests of our directors with those of our shareholders. The Compensation Committee reviews the compensation of our non-employee directors on an annual basis and makes recommendations to the Board.

At the recommendation of the Compensation Committee, the Board revised our director compensation program in 2022. Following an extensive review of the Company's 2022 compensation peer group's pay practices and median pay levels, the Compensation Committee determined that compensation levels for our non-employee directors—which had remained unchanged since 2017—had fallen well below the peer group median. The material elements of the new director compensation program for 2022 are described below.

### Director Compensation Elements

The following table highlights the material elements of our 2022 director compensation program:

2022 Compensation Elements	Compensation Value
Annual Cash Retainer	\$100,000
Additional Cash Retainer for Independent Board Chair	70,000
Additional Cash Retainer for Audit Committee Chair	35,000
Additional Cash Retainer for Compensation and Human Resources Committee Chair	30,000
Additional Cash Retainer for Risk Committee Chair	30,000
Additional Cash Retainer for Nominations and Governance Committee Chair	25,000
Additional Cash Retainer for Each Non-Chair Committee Member	10,000
Annual Equity Award	140,000
Additional Equity Award for Independent Board Chair	100,000

Annual cash retainers are paid in quarterly installments on or around February 1<sup>st</sup>, May 1<sup>st</sup>, August 1<sup>st</sup> and November 1<sup>st</sup>. Annual equity awards typically are granted in early February each year in the form of restricted stock.

Restricted stock granted to our non-employee directors are structured to vest in quarterly increments beginning on the grant date, provided the director remains on the Board through each vesting date (with immediate vesting, if earlier, upon death, disability, or a change in control). The quarterly vesting dates generally align with the quarterly payment dates for cash retainers.

We also reimburse each non-employee director for any out-of-pocket expenses incurred in connection with their service as a director. As described below, our non-employee directors may elect to defer all or a portion of their annual compensation under the Navient Corporation Deferred Compensation Plan for Directors.

Committee chairs and members of the Board's Executive Committee are not eligible for the additional cash retainer payable to non-chair committee members. Non-employee directors who serve on more than one standing committee in a non-chair capacity will receive the additional cash retainer for service on each such committee.



## Share Ownership Guidelines

We maintain share ownership guidelines for our non-employee directors. Under these share ownership guidelines, each director was expected, within five years of his or her initial election to the Board of Directors, to own Navient Common Stock with a value equivalent to at least four times his or her annual cash retainer. In November 2021, the Board of Directors increased the minimum ownership amount from \$400,000 to \$500,000 to better align with industry-leading practices. The following shares and share units count towards the ownership guidelines: shares held in brokerage accounts; notional shares credited to deferred compensation accounts; and restricted stock and restricted stock units ("RSUs") that vest solely upon the passage of time. Stock options do not count toward the ownership guidelines.

All non-employee directors are in compliance with the share ownership guidelines as of the date of this proxy statement due to their share ownership amount or because the five-year period from their initial election has not ended.

## Anti-Hedging and Pledging Policy

Navient's Securities Trading Policy prohibits directors and officers (as defined by Rule 16a-1(f) of the Exchange Act and referred to as "Section 16 Officers") and certain other Navient employees from (i) participating in short sales and derivative or speculative transactions involving Navient securities, (ii) holding Navient securities in a margin account, or (iii) pledging Navient securities as collateral for a loan or otherwise. Additionally, no director, Section 16 Officer or any other officer of the Company who is subject to the Company's Stock Ownership Guidelines is permitted to enter into derivative or speculative transactions involving Navient securities (including prepaid variable forward contracts, equity swaps, collars, credit default swaps and exchange funds) that are designed to hedge or offset any decrease in the market value of Navient securities. All directors and named executive officers were in compliance with this policy throughout 2022 and remain in compliance as of the date of this proxy statement.

## Policy on Rule 10b5-1 Trading Plans

The Company's Securities Trading Policy governs the circumstances under which Navient directors and Section 16 Officers may enter into trading plans pursuant to SEC Rule 10b5-1. Rule 10b5-1 trading plans are pre-established trading plans for sales of our Common Stock. We believe our Rule 10b5-1 policy is effective in ensuring compliance with legal requirements. Under the policy:

- All Rule 10b5-1 trading plans must be pre-cleared by the Company's Securities Trading Compliance Officer.
- A trading plan may be entered into, modified or terminated only during an open trading window and while not in possession of material non-public information.
- Once adopted, the person must not exercise any influence over the number of securities to be traded, the price at which they are to be traded or the date of the trade.

The Company reviews the Securities Trading Policy and related disclosures regularly to ensure ongoing compliance with SEC regulations and to update the policy, as needed.

In March 2023, the Board approved various revisions to the Securities Trading Policy to ensure the Company's policies comply with the recent amendments to Rule 10b5-1.

## Other Compensation

We provide non-employee directors with company-paid group life insurance, accidental death and disability and business travel accident insurance. We also provide current non-employee directors the opportunity to participate in the Company's medical and dental plans. If a director elects to participate in these plans, the director pays the full cost of medical and dental coverage (which for an employee is shared by the Company and the employee). After retirement from the Board, a former non-employee director may continue medical coverage for up to 18 months under the Consolidated Omnibus Budget Reconciliation Act (COBRA) at his/her own expense.

## Deferred Compensation Plan for Directors

Navient sponsors a deferred compensation plan for its non-employee directors. Under the Navient Corporation Deferred Compensation Plan for Directors ("Director Deferred Compensation Plan"), our non-employee directors may elect annually to defer receipt of all or a percentage of their annual cash retainer. In addition, directors may elect to receive a credit under the Director Deferred Compensation Plan in lieu of their annual equity retainer. Provided this election is made before the beginning of the year, the director's plan account will be credited with a dollar amount equivalent to the annual equity retainer and automatically invested in a notional Company stock fund. Notional stock units remain subject to the same vesting schedule applicable to the annual equity retainer.

Deferrals of the annual cash retainer are credited with earnings based on the performance of certain investment funds selected by the participant. The plan does not pay above-market or preferential earnings on amounts deferred. Deferrals of the annual equity retainer are payable in shares of Navient Common Stock. All other deferrals are payable in cash (in a single lump sum or in installments at the election of the director) upon termination of the director's service on the Board or after a minimum number of years (except for hardship withdrawals in limited circumstances). As noted below, Ms. Cabral, Mr. Klane, Ms. Mills and Ms. Thompson each elected to defer all or a portion of his/her 2022 compensation under the Director Deferred Compensation Plan.

## Director Compensation Table

The tables below present information regarding the compensation and stock awards that we have paid or granted to the non-employee directors for the year ended December 31, 2022.

Name	Fees Earned or Paid in Cash <sup>(1)</sup> (\$)	Stock Awards <sup>(2)</sup> (\$)	All Other Compensation <sup>(3)</sup> (\$)	Total (\$)
Frederick Arnold	120,000	139,993	91	260,084
Edward Bramson <sup>(4)</sup>	--	--	--	--
Anna Escobedo Cabral <sup>(5)</sup>	120,000	140,000	91	260,091
Larry A. Klane <sup>(6)</sup>	130,000	140,000	91	270,091
Michael A. Lawson	120,000	139,993	91	260,084
Katherine A. Lehman <sup>(7)</sup>	70,000	139,993	38	210,031
Linda A. Mills <sup>(8)</sup>	170,000	239,999	91	410,090
Jane J. Thompson <sup>(9)</sup>	140,000	140,000	91	280,091
Laura S. Unger	135,000	139,993	91	275,084
David L. Yowan	145,000	139,993	91	285,084

(1) This table includes all fees earned or paid in fiscal year 2022. Unless timely deferred under the Director Deferred Compensation Plan, annual cash retainers are paid in quarterly installments on or around February 1st, May 1st, August 1st and November 1st.

(2) The grant date fair market value for each share of restricted stock granted in 2022 to directors is based on the closing market price of the Company's Common Stock on the grant date. Additional details on accounting for stock-based compensation can be found in "Note 2—Significant Accounting Policies" to the audited consolidated financial statements included in the 2022 Annual Report on Form 10-K. Stock awards are rounded down to the nearest whole share to avoid the issuance of fractional shares. As noted in the footnotes below, certain directors timely elected to receive a credit under the Director Deferred Compensation Plan in lieu of their 2022 annual equity retainer. Plan credits in lieu of the annual equity retainer are automatically invested in a notional Company stock fund and are not subject to rounding for fractional shares.

- (3) All Other Compensation is detailed in a table on the following page.
- (4) Mr. Bramson has elected to waive all director compensation through the 2023 Annual Meeting.
- (5) Ms. Cabral timely elected to receive a credit under the Director Deferred Compensation Plan in lieu of her 2022 annual equity retainer, with the credit being automatically invested in a notional Company stock fund.
- (6) Mr. Klane timely elected to receive a credit under the Director Deferred Compensation Plan in lieu of his 2022 annual equity retainer, with the credit being automatically invested in a notional Company stock fund.
- (7) Ms. Lehman served on the Board in 2022 but did not stand for reelection at the 2022 Annual Meeting. Ms. Lehman's compensation for 2022 reflects her partial tenure on the Board. Upon her departure, Ms. Lehman forfeited approximately 3,928 shares of restricted stock grants which she had received earlier in 2022.
- (8) Ms. Mills timely elected to defer her annual cash retainer under the Director Deferred Compensation Plan.
- (9) Ms. Thompson timely elected to receive a credit under the Director Deferred Compensation Plan in lieu of her 2022 annual equity retainer, with the credit being automatically invested in a notional Company stock fund.

**All Other Director Compensation:**

Name	Life Insurance Premiums <sup>(A)</sup> (\$)	Total (\$)
Frederick Arnold	91	91
Anna Escobedo Cabral	91	91
Larry A. Klane	91	91
Michael A. Lawson	91	91
Katherine A. Lehman	38	38
Linda A. Mills	91	91
Jane J. Thompson	91	91
Laura S. Unger	91	91
David L. Yowan	91	91

(A) The amount reported is the annual premium paid by Navient to provide a life insurance benefit of up to \$100,000.

## Proposal 2 — Ratification of the Appointment of the Independent Registered Public Accounting Firm

Navient's independent registered public accounting firm, KPMG LLP ("KPMG"), is selected by the Audit Committee. On March 9, 2023, the Audit Committee engaged KPMG as Navient's independent registered public accounting firm for the fiscal year ending December 31, 2023. Representatives of KPMG are expected to be present at the Annual Meeting and they will have the opportunity to respond to appropriate questions from shareholders and to make a statement if they desire to do so.

This proposal is put before the shareholders because the Board of Directors believes it is a good corporate governance practice to ask shareholders to ratify the selection of the independent registered public accounting firm.

For ratification, this proposal requires the affirmative vote of the holders of a majority of the Common Stock present, represented and entitled to vote, and voting affirmatively or negatively at the Annual Meeting. Accordingly, shares that are not voted affirmatively or negatively with respect to this proposal, including abstentions and broker non-votes, will not be relevant to the outcome. If the appointment of KPMG is not ratified, the Audit Committee will evaluate the basis for the shareholders' vote when determining whether to continue the firm's engagement. Even if the selection of Navient's independent registered public accounting firm is ratified, the Audit Committee may direct the appointment of a different independent registered public accounting firm at any time during 2023 if, in its discretion, it determines that such a change would be in the Company's best interests.

**Board Recommendation**

**THE BOARD OF DIRECTORS RECOMMENDS A VOTE "FOR" RATIFICATION OF THE APPOINTMENT OF KPMG AS NAVIENT'S INDEPENDENT REGISTERED PUBLIC ACCOUNTING FIRM FOR 2023.**

## Independent Registered Public Accounting Firm

### Fees Paid to Independent Registered Public Accounting Firms for 2022 and 2021

Aggregate fees billed for services performed for Navient by its independent accountant, KPMG, for the fiscal years ended December 31, 2022, and 2021, are set forth below.

	2022		2021	
Audit Fees	\$	3,569,896	\$	3,743,541
Audit-Related Fees	\$	764,250	\$	1,387,848
Tax Fees	\$	335,513	\$	378,751
All Other Fees		-		-
<b>Total</b>	<b>\$</b>	<b>4,669,659</b>	<b>\$</b>	<b>5,510,140</b>

*Audit Fees.* Audit fees include fees for professional services rendered for the audits of the consolidated financial statements of Navient and statutory and subsidiary audits, issuance of comfort letters, consents, income tax provision procedures, and assistance with review of documents filed with the SEC.

*Audit-Related Fees.* Audit-related fees include fees for assurance and other services related to service provider compliance reports, trust servicing and administration reports, internal control reviews, and attest services that are not required by statute or regulation.

*Tax Fees.* Tax fees include fees for federal and state tax compliance, and tax consultation services.

## Pre-approval Policies and Procedures

The Audit Committee has a policy that addresses the approval of audit and non-audit services to be provided by the independent registered public accounting firm to the Company. The policy requires that all services to be provided by the Company's independent registered public accounting firm be pre-approved by the Audit Committee or its Chair. Each approval of the Audit Committee or the Chair of the Audit Committee must describe the services provided and set a dollar limit for the services. The Audit Committee, or its Chair, pre-approved all audit and non-audit services provided by KPMG during 2022. Reporting is provided to the Audit Committee regarding services that the Chair of the Audit Committee pre-approved between committee meetings. The Audit Committee receives regular reports from management regarding the actual provision of all services by KPMG. No services provided by our independent registered public accounting firm were approved by the Audit Committee pursuant to the "de minimis" exception to the pre-approval requirement set forth in paragraph (c)(7)(i)(C) of Rule 2-01 of Regulation S-X.



## Report of the Audit Committee

*The following report shall not be deemed incorporated by reference in any filing under the federal securities laws by virtue of any general incorporation of this proxy statement by reference and shall not otherwise be treated as filed under the federal securities laws.*

The Audit Committee is responsible for monitoring our financial reporting processes and system of internal controls, supervising our internal auditors and overseeing the independence and performance of the independent auditors. In carrying out these responsibilities, the Audit Committee meets, on a regular basis, with our internal auditors and our independent auditors to review the overall scope and plans for their respective audits of our financial statements. The Audit Committee also meets privately (and in separate meetings) with members of management, our independent auditors and our internal auditors as may otherwise be needed. The Audit Committee meets with management and with the independent auditors each quarter to review and discuss the Company's quarterly reports on Form 10-Q prior to their being filed with the SEC and annually to review and discuss the Company's Annual Report on Form 10-K. The Committee also meets with management and our independent auditors to review and discuss the Company's quarterly earnings prior to review by the Executive Committee and public release.

The Audit Committee's responsibility is to monitor and oversee the audit and financial reporting processes. However, the members of the Audit Committee are not practicing certified public accountants or professional auditors and rely, without independent verification, on the information provided to them and on the representations made by management, and the report issued by the independent registered public accounting firm. While the Audit Committee and the Board monitor the Company's financial record-keeping and controls, management is ultimately responsible for the Company's financial reporting process, including its system of internal controls, disclosure control procedures and the preparation of the financial statements. The independent auditors support the financial reporting process by performing an audit of the Company's financial statements and issuing a report thereon.

The Audit Committee has reviewed and discussed with management and Navient's independent registered accounting firm, KPMG LLP, the Company's audited financial statements as of and for the year ended December 31, 2022. The Audit Committee also discussed with KPMG LLP the matters under Public Company Accounting Oversight Board ("PCAOB") standards, including among other things, those relating to the audit of our financial statements.

The Audit Committee received, reviewed and discussed with KPMG LLP the written disclosures and letter (as required by applicable requirements of the PCAOB) regarding the independent accountant's communications with the Audit Committee about the firm's independence.

Based on these reviews and discussions, the Audit Committee recommended to the Board of Directors that the financial statements referred to above be included in the 2022 Annual Report on Form 10-K for the year ended December 31, 2022, for filing with the Securities and Exchange Commission.

### Audit Committee

David L. Yowan, Chair  
 Frederick Arnold  
 Michael A. Lawson





## Ownership of Common Stock

The following table provides information, as of March 3, 2023, about each shareholder known to Navient to beneficially own more than five percent of the outstanding shares of our Common Stock, based solely on the information filed by each such shareholder on Schedules 13D or 13G with the SEC on the dates indicated in the footnotes to this table (percentages are calculated assuming continuous beneficial ownership through April 13, 2023).

Name and Address of Beneficial Owner	Shares	Percent
Sherborne Investors Management LP <sup>(1)</sup> 135 East 57th Street New York, New York 10022	29,449,997	22.6%
BlackRock Inc. <sup>(2)</sup> 40 East 52nd Street New York, NY 10022	14,195,108	11.1%
The Vanguard Group, Inc. <sup>(3)</sup> 100 Vanguard Blvd. Malvern, PA 1935	11,581,337	9%
Dimensional Fund Advisors LP <sup>(4)</sup> Building One 6300 Bee Cave Road Austin, TX 78746	11,436,946	8.9%

(1) This information is based on Amendment No. 4 to the Schedule 13D filed with the SEC on April 18, 2022. The statement was filed by Newbury Investors LLC, a Delaware limited liability company (“Newbury Investors”), with respect to the Shares directly and beneficially owned by it; Sherborne Investors LP, a Delaware limited partnership (“Sherborne Investors LP”), as the managing member of Newbury Investors; Sherborne Investors Management LP, a Delaware limited partnership (“Sherborne Investors Management”), as the investment manager of Newbury Investors; Sherborne Investors GP, LLC, a Delaware limited liability company (“Sherborne GP”), as the general partner of Sherborne Investors LP; Sherborne Investors Management GP, LLC, a Delaware limited liability company (“Sherborne Management GP”), as the general partner of Sherborne Investors Management; Edward Bramson, as a managing director of each of Sherborne GP and Sherborne Management GP; and Stephen Welker, as a managing director of each of Sherborne GP and Sherborne Management GP, (collectively the “Sherborne Entities”). The Sherborne Entities have shared power to vote or direct the vote of 29,449,997 and shared power to dispose or direct the disposition of 29,449,997 shares of common stock.

(2) This information is based on the Schedule 13G/A filed with the SEC by BlackRock, Inc. on January 23, 2023. BlackRock, Inc. has sole power to vote or direct the voting of 13,785,715 shares of Common Stock and has sole power to dispose of or direct the disposition of 14,195,108 shares of Common Stock.

(3) This information is based on the Schedule 13G/A filed with the SEC by The Vanguard Group, Inc., on February 9, 2023. The Vanguard Group, Inc., directly and through its subsidiaries, has shared voting power of 146,961 shares, sole power to dispose of or direct the disposition of 11,310,643 shares of Common Stock, and shared power to dispose of or direct the disposition of 270,694 shares of Common Stock.

(4) This information is based on the Schedule 13G filed with the SEC by Dimensional Fund Advisors LP on February 10, 2023. Dimensional Fund Advisors LP, an investment adviser registered under Section 203 of the Investment Advisors Act of 1940, furnishes investment advice to four investment companies registered under the Investment Company Act of 1940, and serves as investment manager or sub-adviser to certain other commingled funds, group trusts and separate accounts (such investment companies, trusts and accounts, collectively referred to as the “Funds”). The Funds directly have sole power to vote or direct the voting of 11,260,492 shares of Common Stock, and sole power to dispose of or direct the disposition of 11,436,946 shares of Common Stock.



## Ownership of Common Stock by Directors and Executive Officers

The following table sets forth information concerning the beneficial ownership of Navient’s Common Stock by: (i) our current directors and director nominees; (ii) the named executive officers listed in the Summary Compensation Table; and (iii) all of the Company’s current directors and executive officers as a group. Under SEC rules, beneficial ownership for purposes of this table takes into account stock as to which the individual has or shares voting and/or investment power as well as stock that may be acquired within 60 days (such as by exercising vested stock options). Except as otherwise noted in the footnotes below, information is provided as of March 3, 2023 assuming continuous beneficial ownership through April 13, 2023. The beneficial owners listed have sole voting and investment power with respect to stock beneficially owned, except as otherwise indicated. As of March 3, 2023, there were 128,292,442 shares of our Common Stock issued, outstanding and entitled to vote.

Director Nominees	Shares <sup>(1)</sup>	Vested Options <sup>(2)</sup>	Total Beneficial Ownership <sup>(3)</sup>	Percent of Class
Frederick Arnold	61,483	-	61,483	*
Edward Bramson <sup>(4)</sup>	29,449,997	-	29,449,997	22.65%
Anna Escobedo Cabral <sup>(5)</sup>	95,815	-	95,815	*
Larry A. Klane <sup>(6)</sup>	41,456	-	41,456	*
Michael A. Lawson	18,526	-	18,526	*
Linda A. Mills	133,176	-	133,176	*
Jane J. Thompson <sup>(7)</sup>	100,527	-	100,527	*
Laura S. Unger <sup>(8)</sup>	88,437	-	88,437	*
David L. Yowan <sup>(9)</sup>	68,296	-	68,296	*

## Named Executive Officers

Jack Remondi <sup>(10)</sup>	3,439,738	-	3,439,738	2.65%
Joe Fisher <sup>(11)</sup>	204,571	-	204,571	*
John Kane <sup>(12)</sup>	645,180	-	645,180	*
Mark Heleen <sup>(13)</sup>	432,113	-	432,113	*
Steve Hauber <sup>(14)</sup>	235,302	-	235,302	*
<b>Directors and Current Officers as a Group (14 Persons)</b>	<b>35,014,617</b>		<b>35,014,617</b>	<b>26.93%</b>

\* Less than one percent

- (1) Shares of Common Stock and stock units held directly or indirectly, including vested deferred stock units and unvested deferred stock units that may vest within 60 days of March 3, 2022, credited to Company-sponsored retirement and deferred compensation plans. Totals for named executive officers include (i) restricted stock units (“RSUs”) that vest and are converted into shares only upon the passage of time, (ii) performance stock units (“PSUs”) that vest and are converted into shares upon the satisfaction of pre-established performance conditions, and (iii) associated dividend equivalent units (“DEUs”) issued on outstanding RSUs and PSUs. The individuals holding such RSUs, PSUs and DEUs have no voting or investment power over these units.
- (2) Shares that may be acquired within 60 days of March 3, 2023, through the exercise of stock options. The Company has not issued stock option grants to its Executive Officers since 2018.

2023 Proxy Statement	54
----------------------	----

- (3) Total of columns 1 and 2. Except as otherwise indicated and subject to community property laws, each owner has sole voting and sole investment power with respect to the shares listed.
- (4) Mr. Bramson is a Partner in Sherborne Investors Management LP.
- (5) For Ms. Cabral, 46,497 shares are deferred stock units credited to a Company-sponsored deferred compensation plan account.
- (6) For Mr. Klane, 34,114 shares are deferred stock units credited to a Company-sponsored deferred compensation plan account.
- (7) For Ms. Thompson, 94,266 shares are deferred stock units credited to a Company-sponsored deferred compensation plan account.
- (8) For Ms. Unger, 36,231 shares are deferred stock units credited to a Company-sponsored deferred compensation plan account.
- (9) For Mr. Yowan, 12,389 shares are deferred stock units credited to a Company-sponsored deferred compensation plan account.
- (10) Mr. Remondi’s share ownership includes 250 shares held as custodian for his child. 893,902 of the shares reported in this column are RSUs, PSUs or DEUs over which Mr. Remondi has no voting or dispositive control.
- (11) 155,339 of the shares reported in this column are RSUs, PSUs, or DEUs over which Mr. Fisher has no voting or dispositive control.
- (12) 183,337 of the shares reported in this column are RSUs, PSUs or DEUs over which Mr. Kane has no voting or dispositive control. 1,467 shares are deferred stock units credited to a Company-sponsored deferred compensation plan account.
- (13) 139,729 of the shares reported in this column are RSUs, PSUs or DEUs over which Mr. Heleen has no voting or dispositive control.
- (14) 98,802 of the shares reported in this column are RSUs, PSUs or DEUs over which Mr. Hauber has no voting or dispositive control.

2023 Proxy Statement	55
----------------------	----

## Executive Officers

Our executive officers are appointed annually by the Board of Directors. The following sets forth biographical information concerning Navient’s executive officers who are not directors. Biographical information for Mr. Remondi is included in Proposal 1 — Election of Directors.

Name and Age	Position and Business Experience
<b>Joe Fisher</b> 43	<ul style="list-style-type: none"> <li>· Chief Financial Officer and Principal Accounting Officer, Navient — October 2020 to present</li> <li>· Vice President of Investor Relations and Corporate Development, Navient — April 2018 to October 2020</li> <li>· Vice President of Investor Relations, Navient — May 2014 to April 2018</li> </ul>
<b>John Kane</b> 54	<ul style="list-style-type: none"> <li>· Group President, Business Processing Solutions, Navient — June 2015 to present</li> <li>· Chief Operating Officer, Navient — April 2014 to June 2015</li> <li>· Senior Vice President — Enterprise Project Management, SLM Corporation — March 2013 to April 2014</li> <li>· Senior Vice President — Credit, SLM Corporation — August 2011 to March 2013</li> <li>· Senior Vice President — Collections, SLM Corporation — 2008 to 2011</li> <li>· Senior Vice President — Consumer Credit Operations, MBNA/Bank of America — 1990 to 2008</li> </ul>
<b>Mark L. Heleen</b>	<ul style="list-style-type: none"> <li>· Chief Legal Officer and Secretary, Navient — February 2015 to present</li> </ul>

- Senior Vice President and Senior Deputy General Counsel, Navient — June 2014 to February 2015
- Senior Attorney, Cadwalader Wickersham & Taft LLP — August 2013 to June 2014
- Independent Consultant — January 2011 to August 2013
- Executive Vice President and General Counsel, SLM Corporation — February 2009 to December 2010
- Various roles in the Office of the General Counsel, SLM Corporation — July 1998 to February 2009

**Steve Hauber**  
49

- Chief Risk and Compliance Officer, Navient — June 2017 to present
- Chief Audit Officer, Navient — April 2014 to June 2017
- Chief Audit Officer, SLM Corporation — January 2011 to April 2014

## Proposal 3 — Advisory Vote on Executive Compensation

Navient is asking shareholders to approve an advisory resolution (commonly referred to as a “say-on-pay” resolution) on the Company’s executive compensation as reported in this proxy statement. Navient urges shareholders to read the “Compensation Discussion and Analysis” section of this proxy statement, which describes how the Company’s executive compensation policies and procedures operate and are designed, as well as the Summary Compensation Table and other related compensation tables and narrative, which provide detailed information on the compensation paid to our named executive officers (“NEOs”).

This proposal gives you, as a shareholder, the opportunity to express your views on our NEOs’ compensation. Your vote is not intended to address any specific item of our compensation program, but rather to address our overall approach to and objectives of the compensation paid to our NEOs as described in this proxy statement. In accordance with Section 14A of the Securities Exchange Act of 1934, as amended (the “Exchange Act”), Navient is asking shareholders to approve the following advisory resolution at the Annual Meeting:

**“Resolved, that Navient’s shareholders approve, on an advisory basis, the compensation paid to the Company’s named executive officers, as disclosed in the Compensation Discussion and Analysis and the related compensation tables and narrative disclosure in this proxy statement.”**

The Company conducts its advisory vote on executive compensation at each annual meeting of its shareholders. At each of our last five annual meetings, beginning in 2018, our shareholders have expressed their overwhelming support for our executive compensation programs with a record approval rate of 98.7% in 2022:



The Board of Directors believes that the Company’s 2022 executive compensation program strongly aligned pay to actual performance. Shareholders are encouraged to read the “Compensation Discussion and Analysis” section, which describes Navient’s executive compensation program in detail, including how it is designed to achieve the Company’s compensation objectives and how the Company’s performance in 2022 was reflected in the compensation of our NEOs.

This proposal to approve the resolution regarding the compensation paid to Navient’s NEOs requires the affirmative vote of the holders of a majority of the Common Stock present, represented and entitled to vote, and voting affirmatively or negatively at the Annual Meeting. Accordingly, shares that are not voted affirmatively or negatively with respect to this proposal, including abstentions and broker non-votes, will not be relevant to the outcome.

As an advisory vote, the “say-on-pay” resolution is not binding on Navient. The Board of Directors, however, values the opinions of our shareholders as expressed through their votes. Accordingly, the Board of Directors as well as the Compensation Committee will review and consider the results of the “say-on-pay” vote, the opinions of our shareholders, and other relevant factors in making future decisions regarding our executive compensation program.

### Board Recommendation

**THE BOARD OF DIRECTORS RECOMMENDS A VOTE “FOR” THE APPROVAL, ON AN ADVISORY BASIS, OF THE COMPENSATION PAID TO OUR NAMED EXECUTIVE OFFICERS, AS DISCLOSED IN THE COMPENSATION DISCUSSION AND ANALYSIS AND THE RELATED COMPENSATION TABLES AND NARRATIVE DISCLOSURE IN THIS PROXY STATEMENT.**

## Executive Compensation


### Compensation and Human Resources Committee Report

The following report shall not be deemed incorporated by reference in any filing under the federal securities laws by virtue of any general incorporation of this proxy statement by reference and shall not otherwise be treated as filed under the federal securities laws.

The Compensation and Human Resources Committee of the Board of Directors has reviewed the Compensation Discussion and Analysis required by Item 402(b) of Regulation S-K and discussed it with the Company's management, and based on its review and discussions with management, the Compensation and Human Resources Committee recommended to the Board of Directors that the Compensation Discussion and Analysis be included in the Annual Report on Form 10-K for the fiscal year ended December 31, 2022, and this proxy statement.

### Compensation and Human Resources Committee

Jane J. Thompson, Chair  
Anna Escobedo Cabral  
Larry A. Klane  
Michael A. Lawson



## Compensation Discussion and Analysis

### Introduction

This Compensation Discussion and Analysis ("CD&A") provides information regarding our executive compensation guiding principles, the elements of our executive compensation program, the factors that were considered in making compensation decisions for our "named executive officers" or "NEOs" in 2022, and how we have modified our programs to meet Navient's needs in the future.

Navient's Compensation and Human Resources Committee (the "Compensation Committee" or simply the "Committee") is responsible for establishing and overseeing our executive compensation program, including the program's underlying philosophy, objectives and related policies. The Committee is composed of Ms. Thompson (Chair), Ms. Cabral, Mr. Klane and Mr. Lawson.

This CD&A presents information for the following Navient NEOs:

- **Jack Remondi, President and Chief Executive Officer**
- **Joe Fisher, Executive Vice President and Chief Financial Officer**
- **John Kane, Group President, Business Processing Solutions**
- **Mark Heleen, Executive Vice President, Chief Legal Officer and Secretary**
- **Steve Hauber, Executive Vice President and Chief Risk and Compliance Officer**



### Executive Summary

Navient's executive compensation program emphasizes the link between pay and performance, aligning the compensation of our executives with the interests of our shareholders. Our executive compensation program balances annual and long-term performance measures, including a mix of financial, operational and strategic goals that promote effective management of our legacy loan portfolio, improvements and growth in our consumer lending business, profitable growth in our business services segment and expense control. Individual performance goals also are established for each of our NEOs in support of our business strategy. This section summarizes Navient's performance in 2022 and the impact of that performance on the compensation paid to our NEOs.

### Navient's 2022 Performance

In 2022, Navient delivered strong results driven by our business strategy and our ability to adjust to both expected and unexpected events. The Company is well positioned to continue to deliver attractive returns and sustainable growth in 2023 and beyond.

Our 2022 performance highlights include the following:

- **We Delivered Strong EPS Performance in a Challenging Environment:** We successfully met or exceeded our original full year guidance targets, including delivering full year Adjusted Diluted "Core Earnings" Per Share<sup>2</sup> of \$3.43.
- **We Significantly Grew Our In-School Lending Business:** We adapted to a rising interest rate environment and the continuation of the CARES Act by focusing on our in-school products, increasing our in-school loan originations by 52% to \$322 million compared to \$212 million in 2021.
- **We Increased Traditional Services-Related Revenue in Our Business Processing Segment:** With the expected wind-down of our pandemic-related contracts, we successfully grew our traditional services-related revenue in our Business Processing segment by \$25 million or 11% over the prior year.
- **We Improved our Operating Efficiency in a High Inflationary Environment:** We decreased our operating expense by 21% or \$205 million, delivered improved efficiency in our operating segments and continued to take actions that reduced our risk profile.

**We Continued to Prioritize Inclusion, Diversity and Equity in Our Workplace:** Through our inclusion, diversity and equity strategy, our employees continued to lead and participate in initiatives such as our Inclusion, Diversity & Equity Council, awareness campaigns and staff-led Employee Resource Groups. We remain committed to promoting diversity within our management team—in terms of gender, race, ethnicity, perspective and other factors—as part of the management succession planning process and in recruitment, promotion and retention opportunities at all levels of the Company.

**We Continued to Make a Positive Impact in our Communities:** We partnered with the Boys & Girls Clubs of America to provide career and college planning resources and advancement opportunities for all young people, including those from under-resourced communities. As a key element of the partnership, Navient employees volunteered at Boys & Girls Clubs in the communities where they live and work. Navient offers paid time off to empower employees to volunteer for Navient-supported nonprofit organizations in their communities.

<sup>2</sup> Adjusted Diluted “Core Earnings” Per Share excludes net restructuring and regulatory-related charges, as well as certain extraordinary items such as strategic corporate transactions or other unusual or unplanned events. Adjusted Diluted “Core Earnings” Per Share is a non-GAAP financial measure that does not represent a comprehensive basis of accounting. For a reconciliation of our non-GAAP financial measures with GAAP results, please refer to the section titled “Non-GAAP Financial Measures” on pages 38-45 of our 2022 Annual Report filed on Form 10-K on February 24, 2023 (“2022 Annual Report”), or refer to the Investor Relations section of our website located at <https://www.navient.com/investors/>.

## Navient’s 2022 Compensation Decisions

Highlights of our 2022 compensation decisions are discussed below, with additional details in this CD&A.

- 2022 Base Salaries:** Base salaries remained unchanged from 2021 for our CEO, Mr. Remondi, and Messrs. Kane and Heleen, while Messrs. Fisher and Hauber received base salary increases to better align with market median levels. Base salaries for each of our NEOs are described on page 68.
- 2022 MIP Results:** Above-target performance on Adjusted Diluted “Core Earnings” Per Share, Business Processing EBITDA, Private Education Loan Gross Defaults and “Core Earnings” Efficiency Ratio contributed to an overall performance score of 126.3% of target under the 2022 MIP. Incentive award amounts for our NEOs under the 2022 MIP are described on page 71.
- 2020-22 Performance Share Units (“PSUs”):** Above-target performance on the targets established in 2020 for Cumulative Net Student Loan Cash Flows and “Core Earnings” Return on Equity (“ROE”) resulted in an earned payout of 115% of target. Performance results for the 2020-22 PSUs are described on page 75.
- 2022 Management Incentive Plan (“MIP”) Design:** The design of our 2022 MIP included four goals—Adjusted Diluted “Core Earnings” Per Share, Business Processing EBITDA, Private Education Loan Gross Defaults and “Core Earnings” Efficiency Ratio—weighted 50%, 15%, 15% and 20%, respectively. Prior to 2022, our MIP goals included Adjusted “Core Earnings” Operating Expenses. For 2022, the Committee replaced this goal with a related metric, “Core Earnings” Efficiency Ratio, which is (i) the Company’s expenses in achieving Core Earnings excluding net restructuring and regulatory-related charges, as well as certain extraordinary items such as strategic corporate transactions or other unusual or unplanned events, divided by (ii) the Company’s Adjusted Core Earnings. The Committee believes that targeting an efficiency ratio continues our alignment with shareholder value and our focus on managing expenses while also recognizing the evolving size of our legacy loan portfolio as it continues to amortize. These goals and weightings align with Navient’s business strategy and are directly responsive to feedback we have received from our shareholders. Our 2022 MIP is described in greater detail beginning on page 69.
- 2022-24 PSU Design:** The design of the 2022-2024 PSUs (further described on page 72) is similar to the design for the 2021-23 PSUs, with Net Student Loan Cash Flows as the primary driver and “Core Earnings” ROE as the additional measure. In 2022, the weighting assigned to the incentives was revised with Cumulative Net Student Loan Cash Flows weighted 55% and “Core Earnings” ROE achieved over a 3-year period weighted 45%. Similar to the 2021-2023 PSUs, the Cumulative Net Student Loan Cash Flows and “Core Earnings” ROE results are subject to a performance “multiplier” based on the Company’s relative total shareholder return compared to other companies in the S&P 400 Financials Index (“rTSR”). The awards are also subject to a one-year, post-vesting holding requirement. These features are intended to emphasize the Company’s focus on delivering superior overall returns to shareholders and aligning our executives’ long-term interests with those of our shareholders.

## Linking Navient’s 2022 Performance to Executive Pay

The chart on the following page shows our key performance achievements in 2022 and the link between those achievements and our executive compensation program.

### Linking Navient’s 2022 Performance to Executive Pay

	2022 Performance Highlights	Annual Incentive Measures	Long-term Incentive Measures
<b>Provide Consistent Return to Shareholders</b>	<ul style="list-style-type: none"> <li>Returned \$491 million to our shareholders through dividends and share repurchases</li> <li>Delivered full year Adjusted Diluted “Core Earnings” Per Share<sup>3</sup> of \$3.43</li> </ul>	<ul style="list-style-type: none"> <li>Adjusted Diluted “Core Earnings” Per Share</li> <li>Adjusted “Core Earnings” Efficiency Ratio<sup>4</sup></li> </ul>	<ul style="list-style-type: none"> <li>Cumulative Net Student Loan Cash Flows<sup>5</sup></li> <li>ROE</li> <li>rTSR</li> </ul>
<b>Successfully Manage</b>	<ul style="list-style-type: none"> <li>Issued \$1.7 billion in private education</li> </ul>	<ul style="list-style-type: none"> <li>Adjusted Diluted “Core Earnings” Per</li> </ul>	<ul style="list-style-type: none"> <li>Cumulative Net Student Loan Cash Flows</li> </ul>

<b>Our Liquidity Needs</b>	loan asset-backed securities	Share	<ul style="list-style-type: none"> <li>ROE</li> <li>rTSR</li> </ul>
<b>Increase Business Processing EBITDA</b>	<ul style="list-style-type: none"> <li>Increased traditional services-related Business Processing revenue by 11% from 2021</li> </ul>	Business Processing EBITDA <sup>6</sup>	<ul style="list-style-type: none"> <li>ROE</li> <li>rTSR</li> </ul>
<b>Achieve Operating Efficiency Targets</b>	<ul style="list-style-type: none"> <li>Achieved core earnings efficiency ratio of 52%</li> <li>Reduced operating expenses by \$205 million, or 21%, year-over-year</li> </ul>	<ul style="list-style-type: none"> <li>Adjusted Diluted “Core Earnings” Per Share</li> <li>Adjusted “Core Earnings” Efficiency Ratio</li> </ul>	<ul style="list-style-type: none"> <li>Cumulative Net Student Loan Cash Flows</li> <li>ROE</li> <li>rTSR</li> </ul>
<b>Grow Our Consumer Lending Business</b>	<ul style="list-style-type: none"> <li>Increased our in-school loan originations by 52% to \$322 million compared to \$212 million in 2021</li> </ul>	Adjusted Diluted “Core Earnings” Per Share	<ul style="list-style-type: none"> <li>Cumulative Net Student Loan Cash Flows</li> <li>ROE</li> <li>rTSR</li> </ul>
<b>Successfully Manage Performance of Our Private Education Loan Portfolio</b>	<ul style="list-style-type: none"> <li>Managed private education loan delinquencies to not exceed 5% after pandemic-related programs ended</li> </ul>	<ul style="list-style-type: none"> <li>Private Education Loan Gross Defaults</li> <li>Adjusted Diluted “Core Earnings” Per Share</li> </ul>	<ul style="list-style-type: none"> <li>Cumulative Net Student Loan Cash Flows</li> <li>ROE</li> <li>rTSR</li> </ul>

<sup>3</sup> See footnote 2 above for more information regarding Adjusted Diluted “Core Earnings” Per Share.

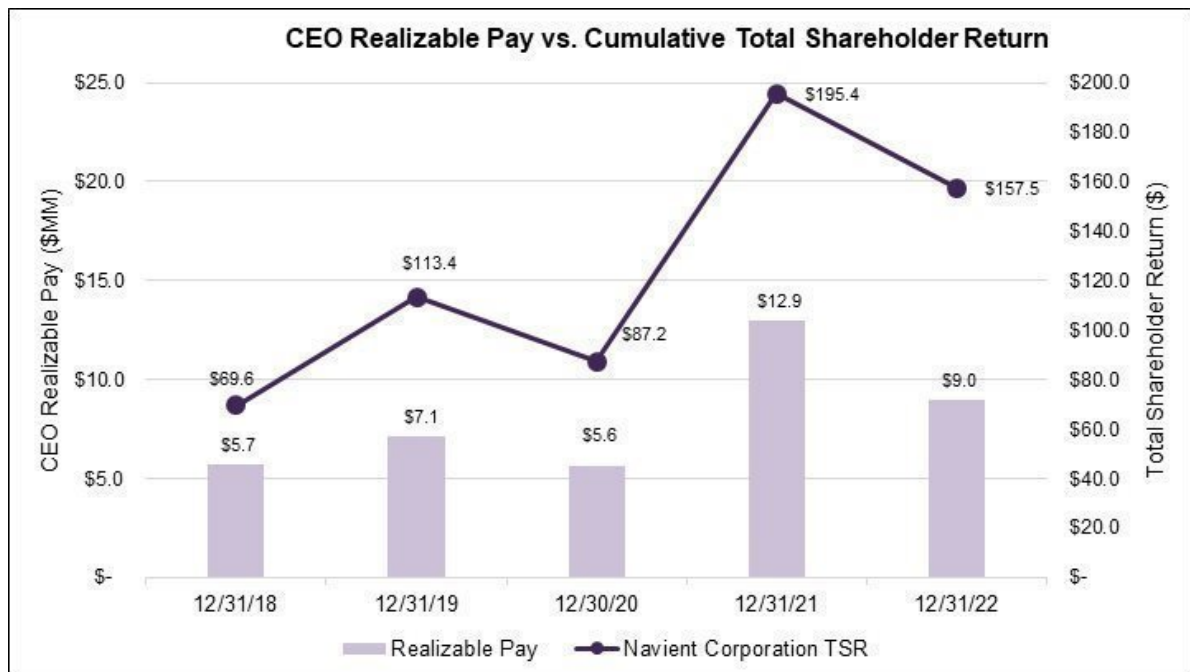
<sup>4</sup> Adjusted “Core Earnings” Efficiency Ratio excludes net restructuring and regulatory-related charges, as well as certain extraordinary items such as strategic corporate transactions or other unusual or unplanned events. Adjusted “Core Earnings” Efficiency Ratio is a non-GAAP financial measure that does not represent a comprehensive basis of accounting. For more information on the definition of Adjusted “Core Earnings” Efficiency Ratio and for a reconciliation of non-GAAP financial measures with GAAP results, please refer to our Investor Presentation for Fourth Quarter and Full Year 2023 on the Investor Relations section of our website located at <http://www.navient.com/investors/>, or refer to the section titled “Non-GAAP Financial Measures” on pages 38-45 of our 2022 Annual Report.

<sup>5</sup> “Cumulative Net Student Loan Cash Flows” is a non-GAAP financial measure that does not represent a comprehensive basis of accounting. For more information on the definition of cumulative net student loan cash flows, please refer to the definition at footnote 17.

<sup>6</sup> Earnings Before Interest, Taxes, Depreciation and Amortization Expenses (“EBITDA”) is a non-GAAP financial measure that does not represent a comprehensive basis of accounting. For more information on the definition of EBITDA and for a reconciliation of non-GAAP financial measures with GAAP results, please refer to the section titled “Non-GAAP Financial Measures” on pages 38-45 of our 2022 Annual Report or refer to the Investor Relations section of our website located at <http://www.navient.com/investors/>.

### CEO Realizable Pay

Our pay-for-performance approach over the past five years is highlighted in the chart below, which shows the alignment between the Company’s performance (as measured by cumulative total shareholder return (“TSR”)) and the annual Realizable Pay (as defined below) of our CEO over the past five fiscal years.



The Committee believes that analysis of Realizable Pay allows a more complete understanding of the pay-for-performance relationship than sole reliance on amounts shown in the Summary Compensation Table, which reflects the grant date value of various equity awards. The table below compares the components of Mr. Remondi's Realizable Pay for 2022, 2021, 2020, 2019 and 2018.


Year	Base Salary (\$)	Annual Incentive Compensation (\$)	PSUs (\$)	RSUs (\$)	Total (\$)
2022	1,000,000	1,894,500	4,024,981	2,030,851	8,950,332
2021	1,000,000	1,875,000	6,621,956	3,450,393	12,947,349
2020	1,000,000	2,055,000	1,195,978	1,392,898	5,643,876
2019	1,000,000	1,785,000	1,926,497	2,391,606	7,103,103
2018	1,000,000	1,896,000	2,309,255	517,094	5,722,349

Realizable Pay for each of the applicable fiscal years is the sum of base salary paid, annual incentive award earned, the year-end value of RSUs granted under the Company's long-term incentive program in that year, and the value of any PSUs with a performance period ending in that fiscal year. Stock awards are valued as of the end of each fiscal year and include RSUs and PSUs (excluding accrued dividend equivalent units on RSUs and PSUs).

Because the Company typically grants equity awards in February each year, the year-end value of these equity awards may be significantly greater or less than the grant-date value depending on whether the price of our common stock has increased or decreased by the end of the year. For example, the year-end value of RSUs granted in early 2022 was less than the value of these awards upon grant, as the price of our common stock decreased between the applicable grant date and the end of 2022. Additionally, the year-end value of PSUs with a performance period ending in 2022 was higher than the year-end value of PSUs with a performance period ending in 2021, as the price of our common stock increased between the end of 2021 and 2022.

PSUs typically vest based on performance over three fiscal years. For example, PSUs granted in early 2016 vested at 125% of the target number of units based on the Company's performance over the 2016-18 performance period, PSUs granted in early 2017 vested at 109% of the target number of units based on the Company's performance over the 2017-19 performance period, PSUs granted in early 2018 vested at 83% of the target number of units based on the Company's performance over the 2018-20 performance period, PSUs granted in early 2019 vested at 119% of the target number of units based on the Company's performance over the 2019-21 performance period and PSUs granted in early 2020 vested at 115% of the target number of units based on the Company's performance over the 2020-22 performance period.

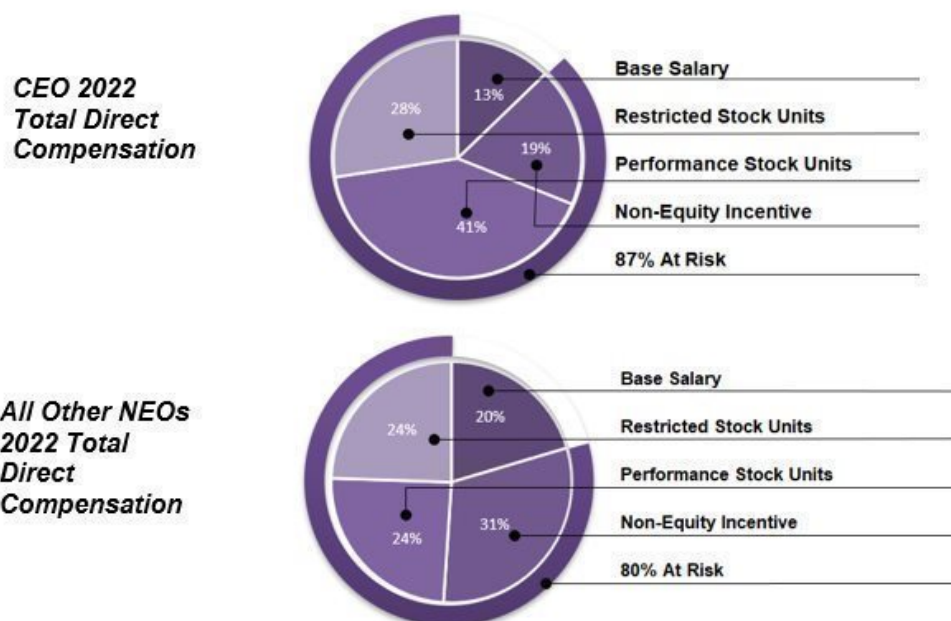
Cumulative TSR assumes a base investment of \$100 at December 31, 2018, and reinvestment of dividends through December 31, 2022.



## Navient's Compensation Philosophy and Objectives

We provide each of our NEOs with a compensation package that is tied to performance and aligned with the interests of our shareholders. The Compensation Committee utilizes the following guiding principles to design, implement, and monitor our executive compensation program:

**Align Compensation with Shareholder Interests.** For 2022, 87% of the total direct compensation opportunity provided to our CEO was at-risk and aligned with shareholder value, including incentive awards that depend upon the attainment of specific performance objectives, the value of Navient's Common Stock or both. This feature of our executive compensation program is highlighted in the charts below, which show the at-risk percentages of the 2022 total direct compensation of our CEO and other NEOs and the percentage of their compensation that is at-risk, with Annual Incentives and PSUs shown at target levels of performance for the full year.



**Pay for Performance.** As illustrated above, 80% of the full-year total compensation at target for our other NEOs is delivered through annual incentives, RSUs and PSUs that are earned based on achievement of enterprise-wide goals that impact shareholder value or that are tied to the value of our shares.

**Reward Annual Performance.** The annual incentive award component of our NEOs' total compensation is designed to reward achievement of key annual goals that are aligned with the Company's annual business plan, and conversely to be lower or zero in periods in which those key annual goals are only partially achieved or not achieved at all.

**Reward Long-term Growth.** The total compensation paid to our NEOs emphasizes long-term equity-based incentives. These awards align pay with sustained performance and shareholder value creation.

**Retention of Top Executives.** Our NEOs have base salaries and benefits that are competitive and not excessive, therefore permitting Navient to attract, motivate and retain executives who can drive and lead our success.



The compensation packages we provide to our NEOs are designed to be competitive when compared to companies that compete with us for executive talent. In setting the compensation opportunity for our NEOs, we generally target the median total direct compensation provided to similar executives by our peer group companies.

We also believe that strong governance practices and policies are aligned with shareholder interests. Our policies prohibit hedging, pledging or short-sales of any Company stock held by our NEOs and provide for the clawback of compensation in certain situations. See "Other Arrangements, Policies and Practices Related to Our Executive Compensation Programs" below.

### How Compensation Decisions Are Made

In establishing competitive total compensation packages for our NEOs, the Compensation Committee relies on, among other factors, an analysis of market data on the executive compensation packages offered by Navient's peer group companies, which are described below. While the Committee generally targets the median total compensation opportunity provided by our peer group companies to similar executives, market data is only one of several factors considered in establishing the compensation opportunity levels of our NEOs. Navient's annual strategic business plan also factors heavily in determining certain elements of total compensation, such as our Annual Incentive and Long-term Incentive Programs, which are described in more detail below. Past pay practices and internal employee pay equity, as well as the skills and experience that each NEO brings to Navient, are all important factors considered by the Committee. The Committee also considers an assessment of each NEO's success in achieving pre-determined business as well as individual objectives, an assessment that is prepared by the CEO and presented to the Committee at a minimum of once each year. Finally, the Committee meets with the other independent members of the Board in reviewing the CEO's performance and consults with those members in setting the CEO's compensation.

### Role of the Compensation Consultant

The Compensation Committee is advised by its Compensation Consultant. See "Compensation Consultant and Independence" earlier in this proxy statement for more information on the Compensation Consultant's role as an independent advisor to the Compensation Committee.

### Use of Peer Groups

Navient seeks to provide its NEOs with competitive compensation relative to a peer group of companies. The Compensation Committee reviews the composition of the peer group annually with the assistance of the Compensation Consultant, making adjustments as needed to address changes in Navient's business and/or changes in the peer group companies due to mergers or other transactions.

In May 2021, the Compensation Committee reviewed the peer group for 2022 to ensure the peer group continued to reflect the Company's current mix of businesses, including the continued growth and evolution of the Company's consumer lending and business processing businesses. The Committee continues to believe that line of business and asset size are the most relevant parameters when identifying other companies of similar size and complexity, although it also took into account factors such as market capitalization when selecting the 2022 Peer Group. The Compensation Committee decided to retain the remaining peer group "as is" with no other changes for 2022.

In May and August 2022, the Committee reviewed the peer group for 2023. The Committee decided to eliminate Santander Consumer USA Holdings Inc. ("SC") for the 2023 peer group because in January 2022 Santander Holdings USA, Inc. ("SHUSA") acquired all of the outstanding shares of the common stock of SC not already owned by SHUSA. This made SC a "private" rather than "publicly traded" company following the stock acquisition.



Company <sup>(1)</sup>	Total Assets <sup>(2)</sup>	Net Income <sup>(3)</sup>	Market Cap <sup>(2)</sup>
Ally Financial Inc.	\$ 191,826	\$ 1,714	\$ 7,302
Bread Financial Holdings, Inc. <sup>(4)</sup>	25,407	223	1,877
Comerica Incorporated	85,406	1,151	8,754
Conduent Incorporated	3,571	(182)	874
Discover Financial Services	131,628	4,392	26,730
Fifth Third Bancorp	207,452	2,446	22,521
KeyCorp	189,813	1,917	16,252
MAXIMUS, Inc. <sup>(5)</sup>	4,235	190	4,457
Paychex, Inc. <sup>(6)</sup>	9,214	1,467	41,656
Regions Financial Corporation	155,220	2,245	20,147
SLM Corporation	28,811	469	4,153
Synchrony Financial	104,564	3,016	14,805



The Western Union Company	8,496	911	5,318
25th Percentile	\$ 17,311	\$ 346	\$ 4,305
<b>Median</b>	85,406	1,467	8,754
75th Percentile	172,517	2,081	21,334
<b>Navient Corporation</b>	<b>\$ 70,795</b>	<b>\$ 645</b>	<b>\$ 2,231</b>
<b>Rank</b>	<b>7 of 12</b>	<b>8 of 12</b>	<b>10 of 12</b>
<b>Percentile</b>	<b>47</b>	<b>33</b>	<b>12</b>

- (1) Excludes Santander Consumer USA Holdings, Inc. due to going private.
- (2) Total assets and market capitalization (in millions) reflect each company's most recent fiscal year end except for MAXIMUS, Inc. and Paychex Inc. Please see footnotes (3) and (4) for more information.
- (3) Net income (in millions in accordance with GAAP) for each company's most-recently-ended fiscal year, as reflected in each company's Annual Report on Form 10-K filed with the SEC. Except as otherwise noted below, each company's most recent fiscal year ended December 31, 2022.
- (4) Formerly Alliance Data Systems Corporation
- (5) MAXIMUS' most recent fiscal year end is September 30, 2022. Total assets reflect the most-recent fiscal quarter end and net income reflects 12-month trailing as of December 31, 2022. Market capitalization reflects common shares outstanding at December 31, 2022, multiplied by the per share closing price of the company's common stock on December 30, 2022, the last trading date of the year.
- (6) Paychex's most recent fiscal year end is May 31, 2022. Total assets reflect the most-recent fiscal quarter end and net income reflects 12-month trailing as of November 30, 2022. Market capitalization reflects common shares outstanding at December 31, 2022, multiplied by the per share closing price of the company's common stock on December 30, 2022, the last trading date of the year.

## Consideration of Say-on-Pay Vote Results

At our most recent annual meeting of shareholders, held on June 2, 2022, the Company conducted an advisory vote to approve its executive compensation for the fiscal year ended December 31, 2021. As in prior years, shareholders expressed overwhelming support for the compensation of our NEOs, with approximately 98.7% of the votes present in person (or represented by proxy at the meeting) and entitled to vote on the matter cast to approve our 2021 executive compensation. The Committee took into account the results of this advisory vote when making compensation decisions for 2022.

In 2019, the Company conducted an advisory vote on the frequency of future advisory votes to approve its executive compensation, commonly known as "Say-on-Frequency." Our shareholders indicated their preference for future advisory votes to be held annually. Consistent with the shareholders' vote on this matter, the Board adopted a policy providing for annual advisory votes to approve the Company's executive compensation.



## 2022 Executive Compensation Program

### Primary Elements of Compensation

The compensation program for our NEOs consists of three primary elements:

Compensation Element	Objective	Type of Compensation
Base Salary	To provide a base level of cash compensation consistent with the executive's level of responsibility.	Fixed cash compensation. Reviewed annually and adjusted as appropriate.
Annual Incentives	To encourage and reward our NEOs for achieving annual corporate and individual performance goals.	Variable compensation. Performance-based. Payable in cash.
Long-term Incentives	To motivate and retain senior executives by aligning their interests with those of shareholders through sustained performance and growth.	Multi-year variable compensation. Generally payable in performance stock units ("PSUs") and/or restricted stock units ("RSUs"). PSUs are subject to performance vesting based on three-year performance, with each award being settled in stock at the end of the performance period to the degree that goals are met. RSUs are subject to time-based vesting, with each award vesting in 1/3 increments over a three-year period. For 2022, total long-term incentive value was provided 60% in PSUs and 40% in RSUs for our CEO and split equally between PSUs and RSUs for our other NEOs (see page 72 below).

The Compensation Committee makes decisions regarding each primary element of compensation described above.

In addition to the three primary compensation elements discussed above, our NEOs have an opportunity to participate in the Navient Deferred Compensation Plan. The Deferred Compensation Plan offers a variety of investment choices, none of which represents an "above-market return." We also provide our NEOs with the same standard health, welfare and retirement benefits provided to our employees, as well as limited perquisites. Each of our NEOs also participates in severance plans for our senior executives.

### Total Direct Compensation Mix

These primary compensation elements—Base Salary, Annual Incentives and Long-term Incentives—together form Total Direct Compensation for each of our NEOs. Consistent with Navient's pay-for-performance culture, 87% of the 2022 Total Direct Compensation of our CEO was at-risk and dependent upon the attainment of specific performance objectives, as well as the value of Navient's Common Stock. The charts on page 65 provide the at-risk percentages of the 2022 Total Direct Compensation of our other NEOs. The percentage of their compensation that is at-risk was 80%, with Annual Incentives and PSUs shown at target levels of performance for the full year.

### Base Salary

The Compensation Committee reviews base salary levels for the NEOs on an annual basis but may make changes less frequently. Based on a market analysis of the 2022 Navient peer group, the Compensation Committee (in consultation with the other independent members of the Board) determined that Mr. Remondi's 2022 base salary should remain unchanged at \$1,000,000, consistent with peer group benchmarking.

The 2022 base salaries of the other NEOs were established by the Compensation Committee, taking into account recommendations made by Mr. Remondi, as well as a review of benchmarking data from the 2022 Navient peer group. The Committee concluded that the base salary for each of Messrs. Kane and Heleen should remain unchanged for 2022. The Committee determined that the base salary for Mr. Fisher should be increased by 14.2% and the base salary for Mr. Hauber be increased by 7.14%. In the case of each NEO, including the CEO, the Committee reached its final determinations in consultation with the Compensation Consultant. The following chart lists the base salary for each of our NEOs as of December 31, 2022, December 31, 2021, and December 31, 2020, respectively.

Navient NEOs	2022 Base Salary	2021 Base Salary	2020 Base Salary
Mr. Remondi	\$ 1,000,000	\$ 1,000,000	\$ 1,000,000
Mr. Fisher*	\$ 400,000	\$ 350,000	\$ 350,000
Mr. Kane	\$ 460,000	\$ 460,000	\$ 460,000
Mr. Heleen	\$ 400,000	\$ 400,000	\$ 385,000
Mr. Hauber	\$ 375,000	\$ 350,000	\$ 350,000

\* Mr. Fisher's 2020 base salary, as reflected in the chart, became effective when he assumed the role of CFO on October 7, 2020.

#### Annual Incentive Awards: The 2022 Management Incentive Plan

As part of Navient's annual strategic planning process, management developed a business plan for the Company's 2022 fiscal year. The Compensation Committee and management then discussed specific corporate performance metrics and goals for Navient to be set forth in a 2022 annual incentive program—known as the Management Incentive Plan ("MIP")—with the express purpose of focusing executives on achieving the operating and strategic plan. The following table details the specific performance metrics utilized in our 2022 MIP, as well as the weight assigned to each metric:

2022 MIP Performance Metric	2022 Weight	2021 Weight	Rationale
Adjusted Diluted "Core Earnings" Per Share <sup>7</sup>	50%	50%	<ul style="list-style-type: none"> <li>Measures overall management effectiveness</li> <li>Promotes shareholder value</li> <li>Key financial metric for investors</li> </ul>
Adjusted "Core Earnings" Efficiency Ratio <sup>8, 9</sup>	20%	--	<ul style="list-style-type: none"> <li>Focuses management attention on operating expenses as they relate to Core Earnings Per Share</li> </ul>
Adjusted "Core Earnings" Efficiency Operating Expenses <sup>8</sup>	--	20%	<ul style="list-style-type: none"> <li>Focuses management attention on certain expenses as they relate to Core Earnings Per Share</li> </ul>
Business Processing EBITDA <sup>10</sup>	15%	15%	<ul style="list-style-type: none"> <li>Emphasizes profitable growth in certain businesses</li> <li>EBITDA growth helps to offset company-wide expenses as our legacy loan portfolio amortizes</li> </ul>
Private Education Loan Gross Defaults	15%	15%	<ul style="list-style-type: none"> <li>Enhances the profitability of our private education loan portfolio</li> <li>Aids our private education student loan customers</li> <li>Key financial metric for investors to gauge the performance of our private education loan portfolio</li> </ul>

<sup>7</sup> See footnote 2 above for additional information regarding Adjusted "Core Earnings" Per Share.

<sup>8</sup> See footnote 4 above for additional information regarding Adjusted "Core Earnings" Efficiency Ratio.

<sup>9</sup> In 2022, Adjusted "Core Earnings" Efficiency Ratio replaced Adjusted Core Earnings Operating Expenses as an incentive metric.

<sup>10</sup> See footnote 5 above for additional information regarding EBITDA.

For the 2022 MIP, the Committee continued its focus on Adjusted Diluted “Core Earnings” Per Share as the plan’s key financial metric. With respect to Business Processing EBITDA and Private Education Loan Gross Defaults, the 2022 MIP performance metrics and weightings were the same as the 2021 MIP. For the 2022 MIP, the Committee replaced the 2021 MIP Performance metric, Adjusted “Core Earnings Operating Expenses, with a related metric, Adjusted Core Efficiency Ratio. Adjusted “Core Earnings” Efficiency Ratio is (i) the Company’s expenses in achieving Core Earnings excluding net restructuring and regulatory-related charges, as well as certain extraordinary items such as strategic corporate transactions or other unusual or unplanned events, divided by (ii) the Company’s Adjusted Core Earnings.<sup>11</sup> The Committee believes that targeting an efficiency ratio continues our alignment with shareholder value and our focus on managing expenses while also recognizing the evolving size of our legacy loan portfolio as it continues to amortize.

The Committee established a scale of “payout factors” to assess the Company’s performance relative to the target established for each of these performance metrics. These payout factors range from 50% based on a threshold level of performance, to 150% based on a maximum level of performance. Performance below threshold results in a payout factor of 0%. For each metric, the Committee also established a payout curve for performance between threshold-target and target-maximum.

The chart below sets forth the performance threshold, target, and maximum, and the payout factors for each performance metric:


#### 2022 MIP Payout Factors

2022 Performance Metric	Below Performance			
	Threshold (Payout Factor = 0%)	Performance Threshold (Payout Factor = 50%)	Performance Target (Payout Factor = 100%)	Performance Maximum (Payout Factor= 150%)
Adjusted Diluted “Core Earnings” Per Share	<\$2.76	\$2.76	\$3.07	>= \$3.84
Adjusted “Core Earnings” Efficiency Ratio	>56.5%	56.5%	54.2%	<=49.2%
Business Processing EBITDA (millions)	<\$46	\$46	\$49	>= \$64
Private Education Loan Gross Defaults (millions)	>\$514	\$514	\$468	<= \$374

In addition to these financial metrics, the Committee also considers the Company’s annual progress towards achieving certain pre-established strategic priorities and may adjust MIP payouts positively or negatively to reflect the achievement of these priorities. These priorities are communicated to the NEOs as part of the Company’s annual business plan but are not assigned any particular MIP weighting.

Our performance in 2022 yielded an overall performance score of 126.3%, driven by above target performance against all four 2022 MIP goals and achievement of certain pre-established strategic priorities.

<sup>11</sup> See footnote 2 above for additional information regarding Adjusted Diluted “Core Earnings” Per Share.



#### 2022 MIP Performance Results

2022 Performance Metric (i)	Performance Target (ii)	2022 Actual Performance (iii)	Payout Factor (iv)	Weighting (v)	Performance Score (vi)
Adjusted Diluted “Core Earnings” Per Share <sup>12</sup>	\$3.07	\$3.38	125.3%	50%	62.6%
Adjusted “Core Earnings” Efficiency Ratio <sup>13</sup>	54.2%	52.2%	120.2%	20%	24.0%
Business Processing EBITDA <sup>14</sup> (millions)	\$49	\$53	113.9%	15%	17.1%
Private Education Loan Gross Defaults (millions)	\$468	\$358	150.0%	15%	22.5%
<b>Overall Performance Score:</b>					<b>126.3%<sup>15</sup></b>

These performance results were reviewed and certified by the Compensation Committee in January 2023. In determining the incentive award amounts to be paid to each of our NEOs under the 2022 MIP, the Committee also considered the individual performance of each NEO, as reflected in annual performance assessments prepared by our CEO and presented to the Committee. As in previous years, the Committee consulted with the other independent members of the Board in reviewing the CEO’s performance and setting his incentive payout. Based on its review of individual performance and strategic priorities, the Committee certified the MIP payout score of 126.3% without adjustment.

The incentive award amounts for our NEOs under the 2022 MIP, which were paid in cash in February 2023 with a final payout percentage of 126.3%, are set forth in the following table.

#### 2022 MIP Payouts

Navient NEOs	2022 Base Salary (\$)	Target % of Base Salary	2022 Target Incentive Award at 100% Achievement Amount (\$)	2022 MIP Incentive Award at 126.3% Achievement Amount (\$)
Mr. Remondi	1,000,000	150%	1,500,000	1,894,500
Mr. Fisher	400,000	150%	600,000	757,800
Mr. Kane	460,000	150%	690,000	871,470
Mr. Heleen	400,000	150%	600,000	757,800
Mr. Hauber	375,000	150%	562,500	710,437

#### 2022 Long-term Incentive Program

Our long-term incentive program is designed to drive long-term performance and shareholder value by delivering a significant portion of NEO compensation through a mix of restricted stock units (“RSUs”) and performance stock units (“PSUs”). Similar to the mix for 2021, Mr. Remondi’s 2022 long-term incentive award was delivered 60% in the form of PSUs and 40% in the form of RSUs (in terms of grant date value). Each of our other NEOs received long-term incentive awards split equally between RSUs and PSUs.

<sup>12</sup> See footnote 2 above for additional information regarding Adjusted Diluted “Core Earnings” Per Share.

<sup>13</sup> See footnote 4 above for additional information regarding Adjusted “Core Earnings” Efficiency Ratio.

<sup>14</sup> See footnote 6 above for additional information regarding EBITDA.

<sup>15</sup> The performance scores for each of the individual metrics were rounded up or down to their nearest 0.1% so do not total the overall performance score of 126.3%.

The chart below details the 2022 long-term incentive awards for our NEOs:

Navient NEOs	Performance Stock Units <sup>(1)</sup> (#)	Restricted Stock Units <sup>(2)</sup> (#)	Total Award Value <sup>(3)</sup> (\$)
Mr. Remondi	203,703	123,456	5,500,000
Mr. Fisher	31,018	28,198	1,005,000
Mr. Kane	38,209	34,736	1,238,000
Mr. Heleen	29,938	27,216	970,000
Mr. Hauber	21,759	19,781	705,000

(1) This column represents the target PSUs granted to each of the NEOs on February 4, 2022, with the target number of PSUs equal to 50% (60% for Mr. Remondi) of the approved 2022 long-term incentive award amount divided by the grant-date fair value per PSU share determined in accordance with FASB ASC Topic 718 (\$16.20). Each PSU is subject to performance-based vesting over a three-year performance period beginning on January 1, 2022 and ending on December 31, 2024. The vesting provisions of these PSUs are described below.

(2) This column represents the RSUs granted to each of the NEOs on February 4, 2022, with the number of RSUs equal to 50% (40% for Mr. Remondi) of the approved 2022 long-term incentive award amount divided by the closing price of Navient Common Stock on the grant date (\$17.82). These RSUs are scheduled to vest in one-third increments on each of the first, second and third anniversaries of the grant date, subject to certain terms and conditions.

(3) Total award value differs slightly from the grant date fair value, as reflected in the “Summary Compensation Table” and “Grants of Plan-Based Awards” table, as the number of units is rounded down to the nearest whole unit to avoid the issuance of fractional units or shares.

#### 2022-24 Performance Stock Units

PSUs granted in 2022 as part of our 2022 long-term incentive program are designed to vest at the end of 2024, with a potential payout ranging from 0% to 150% of the target number of units, based on cumulative performance over the 2022- 24 performance period.

Our 2022 PSU design was similar to 2021, with net student loan cash flows as the primary driver of the Company’s value and return on equity (“ROE”), a standard financial metric that incents a disciplined approach to managing, allocating and investing capital to achieve the best return for shareholders, as the additional measure. However, for 2022, the Committee revised the weighting assigned to the incentives with 55% weighted to net student loan cash flows and 45% on ROE. The 2021 PSU design weighted 70% to net student loan cash flows and 30% to ROE. As our legacy loan portfolio continues to amortize, the Committee believes that ROE is becoming more relevant for the Company as a standard financial metric that permits comparability across peer groups and industry-wide benchmarks. Given the impact of accounting rules on certain businesses, separate annual ROE targets will be established by the Committee for each year in the 2022-24 PSU performance cycle, with targets set at the beginning of each year. Each annual ROE target will have 15% weight and earned awards will not be paid until after the end of the 2022-24 performance period. The 2022 PSUs, like the 2021 PSUs, utilize “Core Earnings” ROE calculated using average stockholder’s equity on a “Core Earnings” basis, which eliminates volatility associated with derivative related mark-to-market adjustments that are out of management’s control.<sup>16</sup> Similar to the 2021 PSUs, the 2022-24 PSUs include additional design features intended to further align our executives’ interests with those of our shareholders: a relative total shareholder return (“rTSR”) performance multiplier and a one-year, post-vesting holding requirement for any shares delivered in settlement of earned and vested PSUs. The addition of both features is intended to emphasize the Company’s keen focus on delivering superior overall returns to shareholders.

The rTSR multiplier works as follows. Vesting of the 2022-24 PSUs—as determined solely by net student loan cash flows and ROE—will be multiplied by up to +/- 20% based on the Company’s rTSR performance over the three-year performance period, raising the overall maximum potential payout to 180% of the target number of units and introducing additional “down- side” risk. The Company’s rTSR performance depends on where its total shareholder return for the 2022-24 performance period ranks in comparison to the total shareholder returns of a group of peer companies for the same period. The peer group consists of the companies in the S&P 400 Financials Index at the start of the performance period, adjusted for certain merger and acquisition, spinoff or bankruptcy events impacting the companies in the peer group during the performance period.

<sup>16</sup> For purposes of these PSUs, “Core Earnings” Return on Equity is calculated as a percentage equal to the Company’s “Core Earnings” net income for each of fiscal years 2022, 2023 and 2024 (as shown in the segment reporting footnote in the Company’s audited financial statements as published in the Company’s annual report on Form 10-K, excluding the impact of any regulatory and restructuring costs), divided by average stockholder’s equity for each such year (determined using the average balance of stockholder’s equity on a “Core Earnings” basis for each quarter in a given year).

Total shareholder return for both the Company and the members of the peer group is the change in price of a share of a company's stock from the start to the end of the performance period, including reinvested dividends, divided by the share price at the start of the performance period. Starting and ending share prices are averaged over a 30-day period to smooth the results. If our total shareholder return for the performance period is in the 75th or higher percentile of the peer group companies, the rTSR multiplier will be 120%; if our total shareholder return for the performance period is in the 25th or lower percentile of the peer group companies, the rTSR multiplier will be 80%; and if our total shareholder return for the performance period is between the 25th and 75th percentiles of the peer group companies, the rTSR multiplier will be interpolated on a straight line basis between 80% and 120%.


The post-vesting holding period requirement means that, for one year after the date the shares are issued, executives will not be able to sell or otherwise transfer any shares received upon settlement of any earned and vested 2022-24 PSUs, other than shares issued upon an executive's death or disability or as needed to pay required tax withholding obligations.

These performance metrics for the 2022-24 PSUs are summarized below:

2022-24 Performance Stock Units		
2022-24 PSU Performance Metric	Weight	Rationale
Cumulative Net Student Loan Cash Flows <sup>17</sup>	55%	<ul style="list-style-type: none"> <li>Promotes successful management of our loan portfolios</li> <li>Critical driver of shareholder value, supporting dividends, share repurchases and debt payments</li> <li>Supports growth of strategic businesses, including consumer lending</li> </ul>
"Core Earnings" Return on Equity <sup>18</sup>	15% / 15% / 15%	<ul style="list-style-type: none"> <li>Requires focus on managing, allocating and investing capital to achieve the best return for shareholders</li> <li>Standard financial metric that permits comparability across peer groups and industry-wide benchmarks</li> </ul>

<sup>17</sup> Cumulative Net Student Loan Cash Flows is a non-GAAP financial measure that does not represent a comprehensive basis of accounting. Cumulative Net Student Loan Cash Flows are the aggregate cash flows net of secured borrowings from all student loans (including private credit refinance loans) realized for the fiscal years 2022, 2023 and 2024, including student loan cash flows realized from new acquisitions, but excluding the impact of cash flows for fiscal years beyond 2024 that are accelerated through securitizing or pledging unencumbered student loans or through loan sales.

<sup>18</sup> Annual "Core Earnings" Return on Equity targets and range are established by the Committee at the beginning of each respective year, with each year's performance counting 1/3 towards the total 45% weight. "Core Earnings" Return on Equity is a non-GAAP financial measure that does not represent a comprehensive basis of accounting. For more information on the definition of "Core Earnings" Return on Equity, see footnote 16 above. For a reconciliation of our non-GAAP financial measures with GAAP results, please refer to the section titled "Non-GAAP Financial Measures" on pages 38-45 of our 2022 Annual Report, as well as the section titled "Non-GAAP Financial Measures" in each of our quarterly reports filed on Forms 10-Q.



The chart below shows the potential for vesting as a percentage of the target number of PSUs:

2022-24 Performance Stock Units					
Performance Metric	Weight	Percentage of 2022-24 PSUs Vesting*			
		0%	50%	100%	150%
Cumulative Net Student Loan Cash Flows	55%	Less than \$6.709 billion	\$6.709 billion	\$7.680 billion	\$8.677 billion or greater
2022 "Core Earnings" Return on Equity	15%	Less than 14.3%	14.3%	15.7%	17.7% or greater
2023 "Core Earnings" Return on Equity	15%	Less than 12.5%	12.5%	14.5%	16.5% or greater
2024 "Core Earnings" Return on Equity <sup>19</sup>	15%	-	-	-	-

\* For points between each performance level, the vesting percentages will be interpolated. That is, vesting will be interpolated between threshold performance (50% vesting) and target performance (100% vesting), as well as between target performance and maximum performance (150% vesting).

The Compensation Committee believes that the performance targets set for each metric are achievable but challenging in light of the uncertain regulatory, rating agency and overall economic environment. The Committee considers these environmental factors, prevailing market-competitive return ratios, and the resulting degree of difficulty that management faces in achieving the Company's long-term growth and performance goals when establishing appropriate levels for threshold, target and maximum performance levels and payout curves. The Committee established threshold, target and maximum levels of performance for 2023 "Core Earnings" Return on Equity at the beginning of calendar year 2023. These levels reflect our general market expectations for 2023, as well as our expectation that average stockholder's equity for 2023 (determined using the average balance of stockholder's equity on a "Core Earnings" basis for each quarter in 2023) will remain stable in 2023 while our legacy loan portfolio continues to amortize, resulting in a lower expected "Core Earnings" Return on Equity for 2023 relative to 2022.

The Company achieved a "Core Earnings" ROE of 17.2% for fiscal year 2022, which equates to an achievement level of 138% of the 2022 goal for that performance metric.

#### 2021-23 Performance Stock Units


The achievement of the 2022 ROE performance goal at the 138% achievement level described above applies to the 2022 "Core Earnings" ROE performance metric for the 2021-23 PSU awards granted in early 2021 (weighted at 10% of the 2021-23 PSUs). The Company achieved a 2021 "Core Earnings" ROE of 24.6% which equated to maximum achievement (150%) of the 2021 goal for that metric under the 2021-23 PSUs (also at weighted 10% of the 2021-23 PSUs). These results were driven by

Navient’s strong earnings results in both 2021 and 2022. Similar to the 2022 PSUs, the 2021-23 PSUs include a rTSR performance multiplier and a one-year, post-vesting holding requirement for any shares delivered in settlement of earned and vested PSUs.

## 2020-22 Performance Stock Units

Fiscal year 2022 also marked the final year of a three-year performance period associated with PSUs granted to our executive team in early 2020 as part of our long-term incentive program. These 2020-22 PSUs were designed to vest in early 2023 based on performance through the end of 2022, with a potential payout ranging from 0% to 150% of the target number of units, determined by cumulative performance over the 2020-22 performance period. The following performance metrics were selected in early 2020 to focus management on specific long-term business objectives:

<sup>19</sup> The Committee will establish the “Core Earnings” Return on Equity target and range for 2024 at the beginning of calendar year 2024.



2020-22 PSU Performance Metric	Weight	Rationale
Cumulative Net Student Loan Cash Flows	70%	<ul style="list-style-type: none"> <li>Promotes successful management of our loan portfolios</li> <li>Critical driver of shareholder value, supporting dividends, share repurchases and debt payments</li> <li>Supports growth of strategic businesses, including consumer lending</li> </ul>
“Core Earnings” Return on Equity	10% / 10% / 10%	<ul style="list-style-type: none"> <li>Requires focus on managing, allocating and investing capital to achieve the best return for shareholders</li> <li>Standard financial metric that permits comparability across peer groups and industry-wide benchmarks</li> </ul>

The following chart summarizes the Company’s cumulative performance over the 2020-22 performance period relative to the targets established for each of these metrics. Our performance during this three-year period resulted in the 2020-22 PSUs vesting at 115% of the target number of units.


2020-22 Performance Stock Units						
2020-22 Performance Metric	Performance Target	2020-22 Actual Performance	Payout Factor	Weight	Performance Score	
Cumulative Net Student Loan Cash Flows <sup>20</sup> (millions)	\$ 7,800	\$ 7,821	101%	70%	71%	
2020 “Core Earnings” Return on Equity <sup>21</sup> (millions)	20.6%	23.2%	150%	10%	15%	
2021 “Core Earnings” Return on Equity <sup>21</sup> (millions)	18.0%	24.6%	150%	10%	15%	
2022 “Core Earnings” Return on Equity <sup>21</sup> (millions)	15.7%	17.2%	138%	10%	14%	
<b>Overall Performance Score:</b>					<b>115%</b>	

## Deferred Compensation

We provide our NEOs with the opportunity to defer a portion of their compensation under the Navient Deferred Compensation Plan (the “Deferred Compensation Plan”). The Deferred Compensation Plan is designed to provide all of our senior employees, including our NEOs, with the opportunity to save for retirement and other personal expenses on a tax-advantaged basis. Each participating employee may elect to defer a portion of his or her eligible compensation under the Deferred Compensation Plan, and amounts deferred are credited to bookkeeping accounts. The Company does not make any contributions to the Deferred Compensation Plan for periods on or after January 1, 2019. Amounts in each participant’s account are indexed to one or more investment alternatives chosen by each participant from a range of market-based alternatives. The Deferred Compensation Plan does not pay above-market or preferential earnings on compensation deferred under or contributed to the plan. Additional details for our NEOs who participate can be found below under the “Non-Qualified Deferred Compensation” table.

<sup>20</sup> See footnote 17 above for more information regarding Cumulative Net Student Loan Cash Flows.

<sup>21</sup> “See footnote 16 above for more information regarding Core Earnings” Return on Equity.



## Health, Welfare and Retirement Benefits

Our NEOs are eligible to participate in the same broad-based employee benefit programs that we offer to our other employees, such as group health benefits and tax-qualified retirement benefits.

### Perquisites

Perquisites are limited and are not a significant portion of our compensation program. In 2022, we did not provide relocation allowances to any NEO. We provided transportation allowances to our CEO as described in the Summary Compensation Table below.

### Severance Benefits

Navient has adopted an executive severance plan and a change in control severance plan, which are described in greater detail under the heading “Arrangements with Named Executive Officers” below. We generally utilize plans (as opposed to individual agreements) to provide severance and change in control payments and benefits for several reasons. First, a “plan” approach provides us with the flexibility to change the terms of severance benefits from time to time. In addition, this approach is more transparent, both internally and externally, which eliminates the need to negotiate severance or other employment separation benefits on a case-by-case basis and assures each of the executives that his or her severance benefits are comparable to those of other executives with similar levels of responsibility and tenure.

Under the executive severance plan, our NEOs are eligible for severance payments in the event of an involuntary termination of employment without “cause.” In addition, they are eligible for “double trigger” severance payments under the change in control severance plan in the event of an involuntary termination of employment without “cause” or a termination of employment with “good reason” in connection with a change in control of Navient. All plan participants, including our NEOs, are entitled to certain limited “single trigger” benefits upon a change in control, including equity acceleration, only when equity awards are not honored, assumed, or replaced by a successor employer of Navient. Such equity acceleration provides NEOs with the benefit of these outstanding awards granted in prior years. They also may be able to exercise the awards and possibly participate in the change in control transaction for the consideration received.

## Other Arrangements, Policies and Practices Related to Our Executive Compensation Program

### Share Ownership Guidelines

Navient has adopted share ownership guidelines applicable to its senior executives, including our NEOs. These ownership guidelines, which are required to be achieved over a five-year period, are as follows:

- Chief Executive Officer — Lesser of 1 million shares or \$5 million in value
- Executive Vice President — Lesser of 200,000 shares or \$1 million in value
- Senior Vice President — Lesser of 70,000 shares or \$350,000 in value

Each of our NEOs other than Mr. Remondi holds the title of Executive Vice President.

The guidelines encourage continued ownership of a significant amount of Navient’s Common stock acquired through equity awards and help align the interests of our senior executives with the interests of our shareholders. A senior executive must hold Navient Common Stock acquired through equity grants until the applicable thresholds are met, and a senior executive will not be eligible to receive equity grants during the following year if he or she sells this stock (whether before or after such guidelines are met) if such sale results in a decrease below the thresholds established by the guidelines.



The following shares and share units count towards the ownership guidelines: shares held in brokerage accounts; vested shares credited to deferred compensation accounts; shares credited to qualified retirement plan accounts; vested performance stock; and restricted stock and RSUs that vest solely upon the passage of time, on an after-tax basis. Stock options do not count toward the ownership guidelines.

All of Navient’s NEOs are in compliance with the share ownership guidelines as of the date of this proxy statement either through their stock ownership levels or due to the five-year initial period not being finished.

### Hedging/Pledging Prohibition

Navient policy prohibits directors, senior management and certain other employees from engaging in hedging, pledging and certain other transactions involving Navient Common Stock. See “Director Compensation” above for additional details.

### Policy on Rule 10b5-1 Trading Plans

The Company has a policy governing the use by directors, executive officers and certain other employees of pre-established trading plans for sales of our Common Stock. See “Director Compensation” above for additional details. In 2023, the Company amended its policy to comply with new regulations issued by the SEC.

### Clawback

All types of cash and equity-based awards made to senior officers, including our NEOs, under the Navient Corporation 2014 Omnibus Incentive Plan (as amended and restated) are subject to clawback in the event of a material misstatement of Navient’s financial results and other qualifying events. Navient enhanced its clawback policy in 2017 following an extensive review and consideration of the Company’s then-existing clawback policy by the Compensation Committee. The enhanced clawback policy grants the Board discretion to recoup incentive compensation both in the event of a financial restatement and in the case of the executive’s misconduct involving a material violation of Navient policy or commission of fraud or other misconduct involving Navient. Following engagement with its shareholders, the Board further enhanced the clawback policy in March 2018 to add a clawback trigger in the event of misconduct committed by persons under a senior officer’s supervision. In light of pending and proposed changes to the SEC’s and NASDAQ’s rules promulgated under Section 954 of the Dodd-Frank Act, Navient intends to update its clawback policy to ensure compliance with such rules prior to the applicable deadline.

### Navient Compensation Committee Process for Approving Long-term Awards

The Compensation Committee approves long-term awards on an annual basis at a regularly scheduled committee meeting. The Committee has delegated authority to a sub-committee consisting of the Compensation Committee Chair and the CEO (the “Sub-Committee”) to approve long-term awards for new employees and promotions below the executive officer level. These awards generally are effective on the day on which the Sub-Committee approves the awards (or, if later, the employee’s hire or promotion date). The Compensation Committee approves any awards to newly-hired or promoted executive officers. The grant date for these awards generally is the applicable meeting date of the Committee at which the awards are approved (or, if later, the officer’s hire or promotion date). Under the terms of the Navient Corporation 2014 Omnibus Incentive Plan, as amended and restated, stock options are required to be priced at the closing market price of Navient’s Common Stock on the Nasdaq on the date of grant.

### Tax Deductibility of Compensation Over \$1 Million

Section 162(m) of the Internal Revenue Code (“Section 162(m)”) generally disallows a federal income tax deduction for annual compensation over \$1 million paid to our chief executive officer, chief financial officer, three other most highly compensated officers and anyone who has served as one of our covered officers after 2016, other than pursuant to certain grandfathered compensation arrangements. The Compensation Committee retains the flexibility to award compensation to the NEOs that is not deductible for U.S. federal income tax purposes.





## Changes to Our Executive Compensation Program for 2023

The Committee made changes to our executive compensation program for 2023 to better align with market practices. In 2022, the Committee engaged the Compensation Consultant to conduct a benchmark study to review and compare the levels and design of the Company’s executive compensation program to the levels and design of the executive compensation programs for the companies in our 2022 Peer Group. The benchmark study determined that the base salaries and long-term incentive targets for the Company’s NEOs, other than our CEO, were lower than many of the peer group members, while incentive targets as a percentage of salary for the annual incentive program were near the top of the peer group. Based on the benchmark study, the evolving nature of our businesses as our legacy loan portfolio continues to amortize, and the continuing competition for talent, the Committee made changes to base salaries, our annual incentive plan as well as our long-term incentive program for 2023. The Committee believes the changes were necessary and appropriate and continue to provide ongoing alignment of executive compensation with shareholder value.

### Total Direct Compensation Mix

For 2023, the Committee made changes to rebalance the total direct compensation mix for the Company’s NEOs, other than our CEO, to better align with market median levels. The Committee decreased the MIP target percentages for each such NEO from 150% to 125% of base salary while increasing the base salaries and/or long-term incentive targets to maintain competitive levels of target total direct compensation.

### 2023 Annual Incentive Program

The Committee continued its focus on Adjusted Diluted “Core Earnings” Per Share as the key financial metric in the annual Management Incentive Plan (“MIP”) for 2023, with an unchanged weighting of 50%. The other three financial metrics are carried forward from the 2022 MIP—Adjusted “Core Earnings” Efficiency Ratio, Business Processing EBITDA and Private Education Loan Gross Defaults. The weighting for Business Processing EBITDA remains unchanged at 15%. The Committee increased the weighting assigned to Adjusted “Core Earnings” Efficiency Ratio” from 20% to 25% and decreased the weighting assigned to Gross Private Credit Defaults from 15% to 10%. As the Company’s legacy loan portfolio continues to amortize, the Committee believes that Adjusted “Core Earnings” Efficiency Ratio is increasingly relevant for the Company as a standard financial metric that provides a transparent measure of progress. Further, to more closely tie the compensation of our executives in our operational units to the performance of such units, the Committee changed the methodology for determining the 2023 MIP for such executives so that the MIP is based 50% on the specific business unit performance and 50% on the Company’s overall corporate performance. This change impacts one NEO, Mr. Kane, who leads our Business Processing Solutions unit.

### Long-term Incentive Program for 2023

As in prior years, the PSUs granted in 2023 are designed to vest at the end of a three-year performance period, with a potential payout based on cumulative performance over the 2023-25 performance period. The design of the 2023 PSUs is similar to PSUs granted in 2022 in that net student loan cash flows and return on equity (“ROE”) remain as the two key performance metrics, with an additional performance “multiplier” based on the Company’s total shareholder return relative to a performance peer group consisting of all companies in the S&P 400 Financials Index (“rTSR”).

To emphasize the evolving nature our businesses, the weighting assigned to net student loan cash flows has decreased from 55% to 40% and the weighting assigned to ROE has increased from 45% to 60%. As our legacy loan portfolio continues to amortize, ROE is becoming more relevant for Navient as a standard financial metric that permits comparability across peer groups and industry-wide benchmarks. As in prior years, separate annual ROE targets will be established by the Committee for each year in the 2023-25 PSU performance cycle, with targets set at the beginning of each year, and each annual ROE target will have 20% weight. Potential payouts based on performance relative to these two performance metrics will range from 0% to 150% of the target number of units. Vesting of the 2023 PSUs—as determined solely by net student loan cash flows and ROE—will be multiplied by up to +/- 20% based on the Company’s rTSR performance over the three-year performance period, raising the overall maximum potential payout to 180% of the target number of units and introducing additional “down-side” risk.



## Summary Compensation Table

The table below summarizes compensation paid, awarded to or earned by each of our named executive officers (“NEOs”) for the fiscal years ended December 31, 2022, December 31, 2021, and December 31, 2020.

NAME AND PRINCIPAL POSITION <sup>(1)</sup>	YEAR	SALARY <sup>(2)</sup> (\$)	BONUS (\$)	STOCK AWARDS <sup>(3)</sup> (\$)	OPTION AWARDS <sup>(3)</sup> (\$)	NON-EQUITY INCENTIVE PLAN COMPENSATION <sup>(4)</sup> (\$)	CHANGE IN PENSION VALUE AND NONQUALIFIED DEFERRED COMPENSATION EARNINGS	ALL OTHER COMPENSATION <sup>(6)</sup> (\$)	TOTAL (\$)
							<sup>(5)</sup> (\$)		
Jack Remondi <i>President and Chief Executive Officer</i>	2022	1,000,000	0	5,363,448	0	1,894,500	-	15,970	8,273,918
	2021	1,000,000	0	4,999,987	0	1,875,000	-	8,979	7,883,966
	2020	1,038,461	0	4,999,972	0	2,055,000	-	8,274	8,101,707
Joe Fisher	2022	394,230	0	893,757	0	757,800	-	15,250	2,061,037



<i>Chief Financial Officer</i>	2021	350,000	0	499,987	0	656,250	-	14,500	1,520,737
	2020	257,860		239,984		305,105		8,137	811,086
<i>John Kane Group President, Business Processing Solutions</i>	2022	460,000	0	1,194,527	0	871,470	-	15,250	2,541,247
	2021	460,000	0	999,986	0	862,500	-	14,500	2,336,986
	2020	477,692	0	999,972	0	945,300	-	14,250	2,437,214
<i>Mark Heleen Chief Legal Officer and Secretary</i>	2022	400,000	0	931,168	0	757,800	-	15,250	2,104,218
	2021	398,269	0	749,986	0	750,000	-	14,500	1,912,755
	2020	399,807	0	749,979	0	791,175	-	14,250	1,955,211
<i>Steve Hauber Chief Risk and Compliance Officer</i>	2022	372,115	0	670,364	0	710,437	-	15,250	1,768,166
	2021	350,000	0	499,987	0	656,250	-	14,500	1,520,737
	2020	363,461	0	499,986	0	719,250	-	14,250	1,596,947

- (1) Reflects the position held by each NEO as of December 31, 2022.
- (2) Navient pays employee salaries in bi-weekly installments throughout the calendar year. In 2020, the Company's standard payroll schedule for all salaried employees, including each NEO, included 27 bi-weekly pay periods.
- (3) Amounts shown are the grant date fair values of the various stock-based awards granted during 2020, 2021 and 2022 computed in accordance with the Financial Accounting Standards Board's (FASB) Accounting Standards Codification (ASC) Topic 718. These amounts do not correspond to the actual value that may be realized by each NEO. Additional details on accounting for stock-based compensation can be found in "Note 2—Significant Accounting Policies" to the audited consolidated financial statements included in the 2022 Annual Report on Form 10-K.

Under FASB ASC Topic 718, the grant date for a PSU occurs when objectively determinable performance goals are approved. Therefore, the reported value for 2022 is calculated for the portion of the PSUs for which performance goals were set in 2022 and is shown based on the probable performance (target) value of the awards.

The maximum grant-date fair value of the PSU awards for 2022 assuming all performance goals—including relative total shareholder return—were achieved at their maximum levels would be as follows: for Mr. Remondi, \$5,580,462; for Mr. Fisher, \$704,264; for Mr. Kane, \$1,016,992; for Mr. Heleen, \$788,868; and for Mr. Hauber, \$562,659.

- (4) Annual incentive awards were paid to NEOs under the Management Incentive Plan in cash.
- (5) Navient's non-qualified deferred compensation plan does not provide for above-market or preferential earnings on compensation deferred under the plan.
- (6) For 2022, the components of "All Other Compensation" were as follows:

<b>Name</b>	<b>Employer Contributions To Defined Contribution Plan (A) (\$)</b>	<b>Transportation Allowance (B) (\$)</b>	<b>Total (\$)</b>
Remondi	15,250	720	15,970
Fisher	15,250	0	15,250
Kane	15,250	0	15,250
Heleen	15,250	0	15,250
Hauber	15,250	0	15,250

- (A) Amounts credited to Navient's tax-qualified defined contribution plan. (B) Automobile allowance benefit calculated based on the annual lease method.

2023 Proxy Statement	78
----------------------	----

## Grants of Plan-Based Awards

<b>NAME</b>	<b>Award type</b>	<b>GRANT DATE</b>	<b>ESTIMATED possible PAYOUTS UNDER NON-EQUITY INCENTIVE PLAN AWARDS(1)</b>			<b>ESTIMATED FUTURE PAYOUTS UNDER EQUITY INCENTIVE PLAN AWARDS</b>			<b>ALL OTHER STOCK AWARDS: NUMBER OF SHARES OF STOCK OR UNITS (#)</b>	<b>GRANT DATE FAIR VALUE OF STOCK AWARDS (2) (\$)</b>
			<b>Threshold (\$)</b>	<b>Target (\$)</b>	<b>Maximum (\$)</b>	<b>Threshold (#)</b>	<b>Target (#)</b>	<b>Maximum (#)</b>		
Remondi	Management Incentive Plan		-	1,500,000	2,250,000					

	2022 PSUs <sup>(3)</sup>	n/a				203,703			
	2022 PSUs <sup>(4)</sup>	2/4/2022			71,296	142,592	256,665		2,309,992
	2021 PSUs <sup>(4)</sup>	2/4/2022			12,668	25,337	45,608		474,323
	2020 PSUs <sup>(4)</sup>	2/4/2022			10,638	21,276	31,914		379,147
	2022 RSUs <sup>(5)</sup>	2/4/2022						123,456	2,199,985
Fisher		Management Incentive Plan	-	600,000	900,000				
	2022 PSUs <sup>(3)</sup>	n/a					31,018		
	2022 PSUs <sup>(4)</sup>	2/4/2022			10,856	21,712	39,082		351,744
	2021 PSUs <sup>(4)</sup>	2/4/2022			1,055	2,111	3,800		39,525
	2022 RSUs <sup>(5)</sup>	2/4/2022						28,198	502,488
Kane		Management Incentive Plan	-	690,000	1,035,000				
	2022 PSUs <sup>(3)</sup>	n/a					38,209		
	2022 PSUs <sup>(4)</sup>	2/4/2022			13,373	26,746	48,143		433,290
	2021 PSUs <sup>(4)</sup>	2/4/2022			2,111	4,222	7,601		79,052
	2020 PSUs <sup>(4)</sup>	2/4/2022			1,773	3,546	5,319		63,189
	2022 RSUs <sup>(5)</sup>	2/4/2022						34,736	618,995
Heleen		Management Incentive Plan	-	600,000	900,000				
	2022 PSUs <sup>(3)</sup>	n/a					29,938		
	2022 PSUs <sup>(4)</sup>	2/4/2022			10,478	20,956	37,721		339,496
	2021 PSUs <sup>(4)</sup>	2/4/2022			1,583	3,167	5,700		59,289
	2020 PSUs <sup>(4)</sup>	2/4/2022			1,329	2,659	3,989		47,392
	2022 RSUs <sup>(5)</sup>	2/4/2022						27,216	484,989
Hauber		Management Incentive Plan	-	562,500	843,750				
	2022 PSUs <sup>(3)</sup>	n/a					21,759		
	2022 PSUs <sup>(4)</sup>	2/4/2022			7,615	15,231	27,416		246,747
	2021 PSUs <sup>(4)</sup>	2/4/2022			1,055	2,111	3,800		39,525
	2020 PSUs <sup>(4)</sup>	2/4/2022			886	1,773	2,659		31,594
	2022 RSUs <sup>(5)</sup>	2/4/2022						19,781	352,497

(1) Represents the possible total payouts for each Navient Named Executive Officer (“NEO”) under the Navient 2022 Management Incentive Plan (“MIP”). The actual amounts earned under the 2022 MIP and paid in February 2023 are set forth below:

	Target 2022 MIP Payout (\$)	Actual 2022 MIP Payout (\$)
Mr. Remondi	1,500,000	1,894,500
Mr. Fisher	600,000	757,800
Mr. Kane	690,000	871,470
Mr. Heleen	600,000	757,800
Mr. Hauber	562,500	710,437

(2) Amounts disclosed for awards granted in 2022 represent the grant date fair value computed in accordance with FASB ASC Topic 718. Additional details on accounting for stock-based compensation can be found in “Note 2—Significant Accounting Policies” to the audited consolidated financial statements included in the 2022 Annual Report.

(3) Represents the target number of PSUs awarded under our 2022-24 PSUs to Messrs. Remondi, Fisher, Kane, Heleen and Hauber on February 4, 2022 under our long-term incentive program as described further in “2022 Long-term Incentive Program” in the Compensation Discussion and Analysis section.

The PSUs may vest after a three-year performance period (2022-24) and have a potential payout ranging from 0% to 180% of the target number of units based on various performance metrics. Only 70% of these PSUs is deemed to have a “grant date” in 2022, as explained in footnote (4) below. Our disclosures referenced by this footnote (3) are for information purposes only, and tie to the disclosures made by our NEOs in 2022 on Form 4s in compliance with Section 16 of the Exchange Act. Our disclosures in footnote (4) below are intended to comply with the requirements of Item 402 of Regulation S-K with respect to “grants” of PSUs.

(4) Represents the grant date fair value of equity awards computed in accordance with FASB ASC Topic 718. Under FASB ASC Topic 718, the “grant date” for a PSU occurs only when objectively determinable PSU performance goals are approved and therefore, the reported number of units is calculated for the various portions of the PSUs for which performance goals were set in 2022. The amounts referenced by this footnote (4) represent three tranches from three separate award years—namely, 70% of PSUs awarded in February 2022, 10% of PSUs awarded in February 2021 and 10% of PSUs awarded in February 2020. Each of these tranches is deemed to be a separate “grant” for fair value purposes and each is deemed to have a “grant date” in 2022. For more information on the design of our long-term incentive programs, see “2022-24 Performance Stock Units”, “2021-23 Performance Stock Units” and “2020-22 Performance Stock Units” in the Compensation Discussion and Analysis section.

For each NEO, the sum of the dollar amounts stated in the “Grant Date Fair Value of Stock Awards” column in the table above is also included in the “Stock Awards” column of the Summary Compensation Table.

(5) Stock awards granted on February 4, 2022, to Messrs. Remondi, Fisher, Kane, Heleen and Hauber represent RSUs that have vested or will vest and convert into shares of Common Stock in one-third increments on February 4, 2023, February 4, 2024, and February 4, 2025.

## Outstanding Equity Awards at Fiscal Year End

The table below sets forth information regarding Navient equity awards that were outstanding as of December 31, 2022.

NAME	GRANT DATE	OPTION AWARDS				STOCK AWARDS				EQUITY INCENTIVE PLAN AWARDS: MARKET OR PAYOUT VALUE OF UNEARNED SHARES, UNITS, OR OTHER RIGHTS THAT HAVE NOT VESTED (2) (\$)
		NUMBER OF SECURITIES UNDERLYING UNEXERCISED OPTIONS (#)	NUMBER OF SECURITIES UNDERLYING UNEXERCISED OPTIONS (#)	OPTION EXERCISE PRICE (\$)	OPTION EXPIRATION DATE	NUMBER OF SHARES OR UNITS OF STOCK THAT HAVE NOT VESTED (1) (#)	MARKET VALUE OF SHARES OR UNITS OF STOCK THAT HAVE NOT VESTED (2) (\$)	EQUITY INCENTIVE PLAN AWARDS: NUMBER OF UNITS OR OTHER RIGHTS THAT HAVE NOT VESTED (3) (#)		
Remondi	2/5/2018	463,320	-	13.6300	2/5/2023	-	-	-	-	
	2/6/2020	-	-	-	-	53,120	873,824	-	-	
	2/6/2020	-	-	-	-	286,948	4,720,294	-	-	
	2/4/2021	-	-	-	-	112,140	1,844,703	-	-	
	2/4/2021	-	-	-	-	-	-	492,341	8,099,009	
	2/4/2022	-	-	-	-	123,341	2,028,959	-	-	
Fisher	2/4/2022	-	-	-	-	-	-	382,388	6,290,282	
	2/6/2020	-	-	-	-	2,495	41,042	-	-	
	10/7/2020	-	-	-	-	6,093	100,229	-	-	
	2/4/2021	-	-	-	-	14,628	240,630	-	-	
	2/4/2021	-	-	-	-	-	-	41,025	674,861	
	2/4/2022	-	-	-	-	29,407	483,745	-	-	
Kane	2/4/2022	-	-	-	-	-	-	58,226	957,817	
	2/5/2018	150,579	-	13.6300	2/5/2023	-	-	-	-	
	2/6/2020	-	-	-	-	13,862	228,029	-	-	
	2/6/2020	-	-	-	-	47,823	786,688	-	-	
	2/4/2021	-	-	-	-	29,255	481,244	-	-	
	2/4/2021	-	-	-	-	-	-	82,054	1,349,788	
Heleen	2/4/2022	-	-	-	-	36,225	595,901	-	-	
	2/4/2022	-	-	-	-	-	-	71,724	1,179,859	
	2/5/2018	86,872	-	13.6300	2/5/2023	-	-	-	-	
	2/6/2020	-	-	-	-	9,955	163,759	-	-	
	2/6/2020	-	-	-	-	35,867	590,012	-	-	
	2/4/2021	-	-	-	-	21,017	345,729	-	-	
Hauber	2/4/2021	-	-	-	-	-	-	61,542	1,012,365	
	2/4/2022	-	-	-	-	27,182	447,143	-	-	
	2/4/2022	-	-	-	-	-	-	56,197	924,440	
	2/5/2018	57,915	-	13.6300	2/5/2023	-	-	-	-	
	2/6/2020	-	-	-	-	6,931	114,014	-	-	
	2/6/2020	-	-	-	-	23,911	393,335	-	-	
Hauber	2/4/2021	-	-	-	-	14,628	240,630	-	-	
	2/4/2021	-	-	-	-	-	-	41,025	674,861	
	2/4/2022	-	-	-	-	20,629	339,347	-	-	
	2/4/2022	-	-	-	-	-	-	40,845	671,900	

(1) RSUs granted in February 2020 have vested or will vest in one-third increments on February 6, 2021, February 6, 2022, and February 6, 2023. RSUs granted to Mr. Fisher in October 2020 have vested or will vest in one-third increments on October 7, 2021, October 7, 2022, and October 7, 2023. RSUs granted in 2021 have vested or will vest in one-third increments on February 4, 2022, February 4, 2023, and February 4, 2024. RSUs granted in 2022 have vested or will vest in one-third increments on February 4, 2023, February 4, 2024 and February 4, 2025.

PSUs granted in 2020 vested after a three-year performance period (2020-22), with the potential payout ranging from 0% to 150% of the target number of units. Based on the Company's actual performance during the three-year performance period relative to pre-established performance goals, these PSUs vested at 115% of the target number of units and were settled in shares of the Company's common stock on February 28, 2023. These 2020-22 PSUs are shown above as outstanding on December 31, 2022, based on the final vested amount (i.e., 115% of the target number of units). See "2020-22 Performance Stock Units" in the Compensation Discussion and Analysis above for additional details regarding these PSUs.

Amounts include all accrued and unvested whole share dividend equivalent units ("DEUs") that vest only to the extent and at the same time the underlying award on which they are issued vest.

- (2) Market value of shares or units is calculated based on the closing market price of \$16.45 for Navient Common Stock on December 30, 2022, the last trading date of the year.
- (3) Shows the maximum number of PSUs realizable upon vesting relative to grants made in 2021 and 2022. These PSUs will vest after a three-year performance period (2021-23 for PSUs granted in 2021 and 2022-24 for PSUs granted in 2022). PSUs granted in 2021 and 2022 have a potential payout ranging from 0% to 180% of the target number of units. Amounts include all accrued and unvested whole share DEUs that vest only to the extent and at the same time that the underlying award on which they are issued vest. The number of units and payout value reported is based on achieving certain performance goals. See discussion of 2021-23 PSUs and 2022-24 PSUs in the Compensation Discussion and Analysis above for additional details regarding the performance metrics associated with these PSUs.

## Option Exercises and Stock Vested During Fiscal Year 2022

NAME	Option Awards		Stock Awards	
	NUMBER OF SHARES ACQUIRED ON EXERCISE <sup>(1)</sup>	VALUE REALIZED ON EXERCISE <sup>(2)</sup>	NUMBER OF SHARES ACQUIRED ON VESTING <sup>(3)</sup>	VALUE REALIZED ON VESTING <sup>(4)</sup>
	(#)	(\$)	(#)	(\$)
Remondi	297,397	686,987	544,486	9,416,847
Fisher	0	0	18,744	316,758
Kane	107,806	666,241	105,923	1,840,894
Heleen	0	0	79,236	1,375,685
Hauber	39,033	86,653	52,961	920,439

- (1) Mr. Remondi exercised 297,397 net-settled stock options on February 3, 2022, with a strike price of \$15.48 and a market price of \$17.79, receiving 26,286 net shares. Mr. Kane exercised 107,806 net-settled stock options on January 3, 2022, with a strike price of \$15.48 and a market price of \$21.66, receiving 20,516 net shares. Mr. Hauber exercised 39,033 net-settled stock options on February 3, 2022, with a strike price of \$15.48 and a market price of \$17.70, receiving 3,161 net shares.
- (2) The value realized upon exercise is the number of net-settled stock options exercised multiplied by the difference between the market price of Navient Common Stock at exercise and the strike price on the net-settled options.
- (3) Represents shares acquired upon the vesting of restricted stock units (“RSUs”), the associated dividend equivalent units (“DEUs”) and any fractional share settlement.
- (4) The value realized on vesting is the number of shares vested multiplied by the closing market price of Navient Common Stock on the vesting date.

## Pension Benefits

The Company has no tax-qualified pension plans and no non-qualified supplemental pension plans.

## Non-Qualified Deferred Compensation

Under the Navient Corporation Deferred Compensation Plan (the “Deferred Compensation Plan”), eligible employees, including our NEOs, may elect to defer up to 80 percent of their annual cash-based compensation. The Company does not make any contributions to the Deferred Compensation Plan effective for periods on or after January 1, 2019.

All participant deferrals are credited to bookkeeping accounts. Amounts in each participant’s account are indexed to one or more investment alternatives chosen by the participant from a range of market-based alternatives. The Deferred Compensation Plan does not pay above-market or preferential earnings. Participants elect the time and form of payment of their accounts. Accounts generally are paid no sooner than the first day of the seventh month following the participant’s termination of employment, although certain in-service distributions are permitted. Immediate distributions upon the death or disability of the participant also are permitted. Accounts generally may be distributed either in a single lump sum or in up to ten (10) annual installments.



The following table provides information regarding contributions and earnings under the Deferred Compensation Plan in 2022, as well as year-end account balances, for each of our NEOs.

Name	Executive Contributions in 2022 <sup>(1)</sup>	Registrant Contributions in 2022 <sup>(2)</sup>	Aggregate Earnings in 2022	Aggregate Withdrawals / Distributions in 2022	Aggregate Balance at 12/31/2022 <sup>(3)</sup>
	(\$)	(\$)	(\$)	(\$)	(\$)
Remondi	0	0	(533,830)	0	1,523,717
Fisher	0	0	(2,419)	0	10,860
Kane	393,874	0	(231,190)	0	1,334,743
Heleen	0	0	0	0	0
Hauber	0	0	(93,250)	0	303,893

- (1) Executive contributions are withheld from the executive’s salary and/or non-equity incentive compensation for the relevant fiscal year and are reflected in the relevant column in the Summary Compensation Table for that year.
- (2) The Company does not make any contributions to the Deferred Compensation Plan effective for periods on or after January 1, 2019.

- (3) The aggregate balance at fiscal year-end reflects current and prior fiscal year executive and registrant contributions previously reported in the Summary Compensation Table for those years for executives who were named executive officers in those years.

## Arrangements with Named Executive Officers

Navient has not entered into an employment agreement with any of its NEOs. However, our NEOs participate in the Company's severance plans for senior officers, and each of our NEOs is entitled to certain severance payments pursuant to the terms and conditions of those plans, which are described below.

### Executive Severance Plan

Under Navient's Executive Severance Plan for Senior Officers, eligible officers will receive a lump sum cash payment equal to (i) a multiple of base salary and an average annual incentive award (determined over the last 24 months), plus (ii) pro-rated target annual incentive award for the year of termination, upon the following events:

(a) resignation from employment for good reason (as defined in the plan); (b) the Company's decision to terminate an eligible officer's employment for any reason other than for cause (as defined in the plan), death or disability; or (c) upon mutual agreement of the Company and the eligible officer. The multiplier for each eligible officer position is as follows: CEO-2x; Executive and Senior Vice Presidents-1x. Each of our NEOs other than Mr. Remondi holds the title of Executive Vice President. Under the plan, in no event will a severance payment exceed a multiple of three times an officer's base salary and annual incentive award.

In addition to the cash severance payment, eligible officers will receive subsidized medical benefits and outplacement services for 18 months (24 months for the CEO). Treatment of outstanding equity awards upon severance is governed by the terms of the applicable equity award agreement and not the severance plan.

### Change in Control Severance Plan

Under Navient's Change in Control Severance Plan for Senior Officers, if a termination of employment for reasons defined in the plan occurs within 24 months following a change in control of the Company, the participant is entitled to receive a lump sum cash payment equal to two times the sum of his or her base salary and average annual incentive award (based on the prior two years). A participant will also be entitled to receive a pro-rated portion of his or her target annual incentive award for the year in which the termination occurs, as well as continuation of medical benefits for a two-year period. Treatment of outstanding equity awards upon a change in control is governed by the terms of the applicable equity award agreement and not the severance plan. Under the equity award agreements, outstanding equity awards become vested and non-forfeitable in connection with a change in control only if (i) the participant's employment is terminated, or (ii) the acquiring or surviving entity does not assume the equity awards. The plan does not allow for tax gross-ups.



## Potential Payments upon Termination or Change in Control

The tables below reflect the amount of compensation that would have been payable to each of our NEOs under various scenarios including if such individual's employment had terminated and/or a change in control had occurred on December 31, 2022, given the individual's compensation and service levels as of December 31, 2022, and based on Navient's closing stock price of \$16.45 per share on December 30, 2022, the last trading date of the year. The amounts disclosed in the tables below are in addition to: (i) compensation and benefits available prior to the occurrence of a termination of employment, such as vested stock options, and (ii) compensation and benefits available generally to all employees, such as distributions under Navient's defined contribution retirement program, disability plans and accrued vacation pay.

The following severance arrangements were effective for our NEOs who were employed as executive officers of Navient on December 31, 2022: (i) the Navient Corporation Executive Severance Plan for Senior Officers, as amended and restated, (ii) the Navient Corporation Change in Control Severance Plan for Senior Officers, as amended and restated, and (iii) the Navient Corporation 2014 Omnibus Incentive Plan, as amended and restated.

### Change in Control Without Termination

Name	Equity Vesting <sup>(1)</sup> (\$)	Cash Severance (\$)	Medical Insurance / Outplacement (\$)	Total (\$)
Remondi	-	-	-	-
Fisher	-	-	-	-
Kane	-	-	-	-
Heleen	-	-	-	-
Hauber	-	-	-	-

- (1) Under the equity award agreements, outstanding equity awards become vested and non-forfeitable in connection with a change in control only if (i) the participant's employment is terminated, or (ii) the acquiring or surviving entity does not assume the equity awards. For purposes of this table, we have assumed that neither of these conditions is satisfied.

### Change in Control and (i) Termination without Cause, or (ii) Termination for Good Reason

Name	Equity Vesting (2) (\$)	Cash Severance (\$)	Medical Insurance / Outplacement (3) (\$)	Total (\$)
Remondi	17,461,839	7,269,500	30,589	24,761,928
Fisher	1,772,701	2,814,050	30,698	4,617,449
Kane	3,497,237	3,343,970	18,292	6,859,499
Heleen	2,622,656	2,907,800	30,589	5,561,045
Hauber	1,835,540	2,679,187	30,589	4,545,316

- (2) For stock and stock unit awards, the amounts shown reflect the closing market price of Navient Common Stock on December 30, 2022 (\$16.45), the last trading

date of the year. For stock options where the December 31, 2022, closing market price of Navient Common Stock was higher than the option exercise price, the amounts reflect the intrinsic value of the options as if they had been exercised on December 30, 2022. PSUs granted in 2020 vested at 115% of the target number of units based on Company performance over a three-year performance period (2020-22) and were settled on February 28, 2023. See discussion of 2020-22 PSUs in the Compensation Discussion and Analysis above for additional details. These 2020 PSUs are valued based on the number of PSUs actually earned for the three-year performance period ending on December 31, 2022.

- (3) Includes Navient's estimated portion of the cost of health care benefits for 24 months.

#### Termination without Cause or Termination for Good Reason

Name	Equity Vesting (4) (\$)	Cash Severance (\$)	Medical Insurance / Outplacement (5) (\$)	Total (\$)
Remondi	-	7,269,500	60,589	7,330,089
Fisher	-	1,707,025	53,023	1,760,048
Kane	-	2,016,985	43,719	2,060,704
Heleen	-	1,753,900	52,941	1,806,841
Hauber	-	1,620,843	52,941	1,673,784

- (4) By their terms, in the event of a termination without cause or a termination for good reason, outstanding Navient equity awards generally continue to vest pursuant to the vesting schedule set forth in each applicable award agreement as if the NEO remains employed by Navient through the pre-established vesting date. The value of 2021-23 PSUs and 2022-24 PSUs that would continue to vest is dependent on the achievement of the performance goals at the end of the applicable performance period. The value as of December 30, 2022, the last trading date of the year, of 2020-22 PSUs and RSUs that would continue to vest is equal to the total of the amounts reported for each NEO in the "Market Value of Shares or Units of Stock That Have Not Yet Vested" column on the Outstanding Equity Awards at Fiscal Year End table, above. All stock options that would continue to vest had a strike price that exceeded the price of a share of Navient Common Stock as of December 30, 2022.

- (5) As President and Chief Executive Officer of Navient, Mr. Remondi is entitled to Navient's estimated portion of the cost of health care benefits for a period of 24 months plus \$30,000 of outplacement services. Amounts for Messrs. Fisher, Kane, Heleen and Hauber include Navient's estimated portion of the cost of health care benefits for 18 months, plus \$30,000 of outplacement services.

#### Termination for Cause or Resignation (other than for Good Reason or Retirement)

Name	Equity Vesting (6) (\$)	Cash Severance (\$)	Medical Insurance / Outplacement (\$)	Total (\$)
Remondi	-	-	-	-
Fisher	-	-	-	-
Kane	-	-	-	-
Heleen	-	-	-	-
Hauber	-	-	-	-

- (6) Vested and unvested equity awards are forfeited upon Termination for Cause (as defined in the Navient Corporation 2014 Omnibus Incentive Plan, as amended and restated) or resignation other than for Good Reason or Retirement.

#### Termination upon Retirement

Name	Equity Vesting (7) (\$)	Cash Severance (\$)	Medical Insurance / Outplacement (\$)	Total (\$)
Remondi	-	-	-	-
Fisher	-	-	-	-
Kane	-	-	-	-
Heleen	-	-	-	-
Hauber	-	-	-	-

- (7) Messrs. Remondi and Heleen each are eligible for retirement vesting of their outstanding equity awards pursuant to the award terms and the Company's retirement policy. Outstanding equity awards generally continue to vest pursuant to the vesting schedule set forth in each applicable award agreement as if the NEO remains employed by Navient through the pre-established vesting date, provided that the NEO satisfies certain age and/or service conditions set forth in the Company's retirement policy. The award recipient must be age 65 or older upon retirement, or the award recipient must have attained a combination of age and years of service totaling at least 75 years, to be eligible for retirement vesting. Service with both Former SLM and Navient is counted for these purposes. See footnote 4 above for a discussion of the values of equity awards that would continue to vest for Mr. Remondi and Mr. Heleen.

## Termination by Death or Disability

Name	Equity Vesting (8) (\$)	Cash Severance (\$)	Medical Insurance / Outplacement (\$)	Total (\$)
Remondi	17,461,839	-	-	17,461,839
Fisher	1,772,701	-	-	1,772,701
Kane	3,497,237	-	-	3,497,237
Heleen	2,622,656	-	-	2,622,656
Hauber	1,835,540	-	-	1,835,540

- (8) The vesting of all outstanding equity awards will accelerate upon termination of employment due to death or disability. For stock and stock unit awards, the amounts shown reflect the closing market price of Navient Common Stock on December 30, 2022 (\$16.45), the last trading date of the year. For stock options where the December 30, 2022, closing market price of Navient Common Stock was higher than the option exercise price, the amounts reflect the intrinsic value of the options as if they had been exercised on December 30, 2022. PSUs granted in 2020 vested at 115% of the target number of units based on Company performance over a three-year performance period (2020-22) and were settled on February 28, 2023. See discussion of 2020-22 PSUs in the Compensation Discussion and Analysis above for additional details. These 2020 PSUs are valued based on the number of PSUs actually earned for the three-year performance period ending on December 31, 2022.

## CEO Pay Ratio

Pursuant to the Dodd-Frank Wall Street Reform and Consumer Protection Act (the “Dodd-Frank Act”), the SEC adopted a rule requiring Navient to disclose annually: (i) the annual total compensation of the median employee identified by Navient (as described below), (ii) the annual total compensation of Navient’s principal or chief executive officer (“CEO”), and (iii) the estimated ratio of these two amounts.

To identify our median employee, we reviewed the annual compensation of all full-time, part-time, seasonal and temporary employees of Navient and its affiliated companies as of December 31, 2022. As permitted under SEC rules, we treated an employee’s 2022 “annual compensation” for this purpose as equal to the sum of his or her gross income, as reported on payroll records, plus all employer contributions to Navient’s qualified retirement plan made on the employee’s behalf. In identifying the median employee, we excluded the CEO. As of December 31, 2022, Navient and its affiliated companies had approximately 4,051 employees, all of whom reside in the United States or a U.S. territory.

Navient’s CEO is Mr. Remondi. His annual total compensation for 2022 was \$8,273,918 as reflected in the Summary Compensation Table. The 2022 annual total compensation of the median employee identified by Navient, calculated in accordance with SEC rules regarding the Summary Compensation Table, was \$52,619. Accordingly, Navient’s estimated 2022 pay ratio was 1 to 157.

SEC rules for identifying the median employee and calculating the pay ratio based on that employee’s annual total compensation allow companies to adopt a variety of methodologies, to apply certain exclusions, and to make reasonable estimates and assumptions that reflect their employee populations and compensation practices. As a result, the pay ratio reported by other companies may not be comparable to the Navient pay ratio reported above, as other companies have different employee populations and compensation practices and may utilize different methodologies, exclusions, estimates and assumptions in calculating their own pay ratios. In addition, the median employee’s annual total compensation is unique to that individual and therefore is not an indicator of the annual total compensation of any other individual or group of employees.



## Pay versus Performance

### Pay versus Performance Table

In accordance with the SEC’s pay versus performance rules in Item 402(v) of Regulation S-K under the 1934 Act, we provide the following disclosure regarding executive compensation for our principal executive officer (“PEO”) and Non-PEO NEOs and Company performance for the fiscal years listed below. The Compensation Committee did not consider the pay versus performance disclosure below in making its compensation decisions for any of the years shown.

Year	Summary Compensation Table Total for PEO <sup>1</sup> (\$)	Compensation Actually Paid to PEO <sup>1,2,3</sup> (\$)	Average Summary Compensation Table Total for Non-PEO NEOs <sup>1</sup> (\$)	Average Compensation Actually Paid to Non-PEO NEOs <sup>1,2,3</sup> (\$)	Value of Initial Fixed \$100 Investment based on:		Net Income (\$ Millions)	Cumulative Net Student Loan Cash Flows (\$ Millions) <sup>5</sup>
					TSR (\$)	Peer Group TSR <sup>4</sup> (\$)		
(a)	(b)	(c)	(d)	(e)	(f)	(g)	(h)	(i)
2022	8,273,918	(533,002)	2,118,667	1,023,263	138.88	126.99	645	2,050
2021	7,883,966	23,762,521	1,822,804	3,722,320	172.23	130.97	717	3,115
2020	8,101,707	5,345,427	1,568,826	789,337	76.88	98.37	412	2,655

- (1) Jack Remondi was our PEO for each of 2020, 2021, and 2022. The Non-PEO NEOs for each applicable year are as follows:
- 2022: Joe Fisher, John Kane, Mark Heleen and Steve Hauber
  - 2021: Joe Fisher, John Kane, Mark Heleen and Steve Hauber
  - 2020: Joe Fisher, John Kane, Mark Heleen, Steve Hauber, Ted Morris and Christian Lown.

(2) The amounts shown for Compensation Actually Paid have been calculated in accordance with Item 402(v) of Regulation S-K and do not reflect compensation actually earned, realized, or received by the Company's NEOs. These amounts reflect the Summary Compensation Table Total on page 79 with certain adjustments as described in footnote 3 below.

(3) Compensation Actually Paid does not necessarily represent cash and/or equity value transferred to the applicable named executive officer without restriction, but rather is a valuation that reflects the exclusions and inclusions of certain amounts for the PEO and the non-PEO NEOs as set forth below. Equity values are calculated in accordance with FASB ASC Topic 718. Amounts in the Exclusion of Stock Awards column are the totals from the Stock Awards columns set forth in the Summary Compensation Table.

Year	Summary Compensation Table Total for PEO (\$)	Exclusion of Stock Awards for PEO (\$)	Inclusion of Equity Values for PEO (\$)	Compensation Actually Paid to PEO (\$)
2022	8,273,918	(5,363,448)	(3,443,472)	(533,002)
2021	7,883,966	(4,999,987)	20,878,542	23,762,521
2020	8,101,707	(4,999,972)	2,243,692	5,345,427

Year	Average Summary Compensation Table Total for non-PEO NEOs (\$)	Average Exclusion of Stock Awards and Option Awards for non-PEO NEOs (\$)	Average Inclusion of Equity Values for non-PEO NEOs (\$)	Average Compensation Actually Paid to non-PEO NEOs (\$)
2022	2,118,667	(922,454)	(172,950)	1,023,263
2021	1,822,804	(687,487)	2,587,003	3,722,320
2020	1,568,826	(656,649)	(122,840)	789,337

The amounts in the Inclusion of Equity Values in the tables above are derived from the amounts set forth in the following tables:

Year	Year-End Fair Value of Equity Awards Granted During Year That Remained Unvested as of Last Day of Year for PEO (\$)	Change in Fair Value from Last Day of Prior Year to Last Day of Year of Unvested Equity Awards for PEO (\$)	Vesting-Date Fair Value of Equity Awards Granted During Year that Vested During Year for PEO (\$)	Change in Fair Value from Last Day of Prior Year to Vesting Date of Unvested Equity Awards that Vested During Year for PEO (\$)	Fair Value at Last Day of Prior Year of Equity Awards Forfeited During Year for PEO (\$)	Value of Dividends or Other Earnings Paid on Equity Awards Not Otherwise Included for PEO (\$)	Total - Inclusion of Equity Values for PEO (\$)
2022	3,650,102	(5,076,922)	89,618	(2,106,270)	0	0	(3,443,472)
2021	10,433,778	9,288,158	144,554	1,012,052	0	0	20,878,542
2020	3,930,794	(1,445,841)	61,409	(302,670)	0	0	2,243,692

Year	Average Year-End Fair Value of Equity Awards Granted During Year That Remained Unvested as of Last Day of Year for Non-PEO NEOs (\$) <sup>(a)</sup>	Average Change in Fair Value from Last Day of Prior Year to Last Day of Year of Unvested Equity Awards for Non-PEO NEOs (\$)	Average Vesting-Date Fair Value of Equity Awards Granted During Year that Vested During Year for Non-PEO NEOs (\$)	Average Change in Fair Value from Last Day of Prior Year to Vesting Date of Unvested Equity Awards that Vested During Year for Non-PEO NEOs (\$)	Average Fair Value at Last Day of Prior Year of Equity Awards Forfeited During Year for Non-PEO NEOs (\$)	Average Value of Dividends or Other Earnings Paid on Equity Awards Not Otherwise Included for Non-PEO NEOs (\$)	Total - Average Inclusion of Equity Values for Non-PEO NEOs (\$)
2022	654,630	(586,311)	4,981	(246,250)	0	0	(172,950)
2021	1,373,835	1,029,085	6,836	177,247	0	0	2,587,003
2020	366,243	(141,389)	1,936	(53,872)	(295,758)	0	(122,840)

(a) This column includes the year-end value of the portion(s) of performance stock unit awards approved in a prior year with a grant date in the current reporting year when the "Core Earnings" Return on Equity measure for that portion is established. See discussion of our Long-term Incentive Program in the Compensation Discussion and Analysis above.

(4) The Peer Group TSR set forth in this table utilizes the S&P 400 Financials Index, which we also utilize in the stock performance graph required by Item 201(e) of Regulation S-K included in our 2022 Annual Report. The comparison assumes \$100 was invested for the period starting December 31, 2019, through the end of the listed year in the Company and in the S&P 400 Financials Index, respectively.

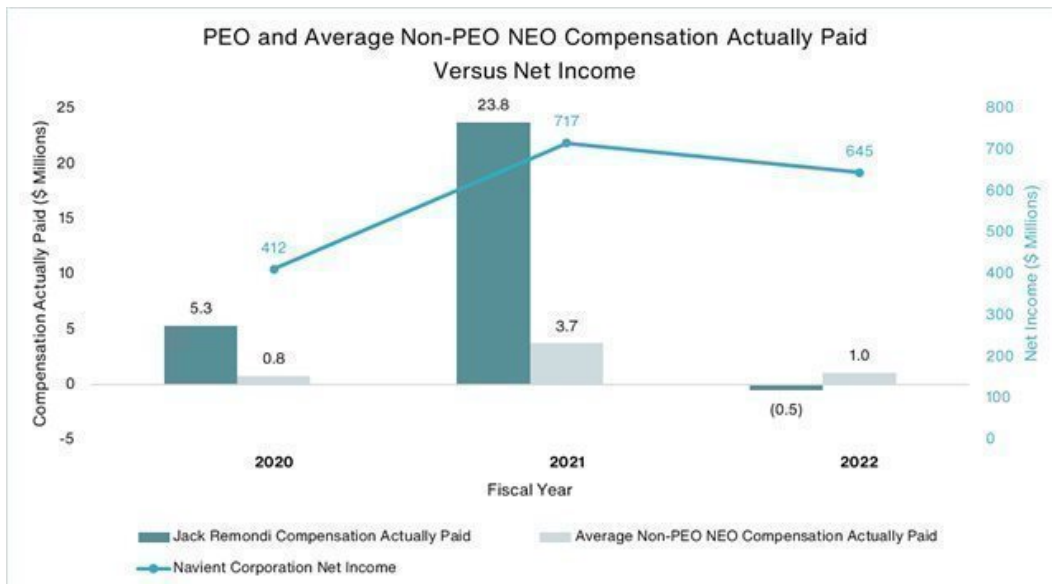
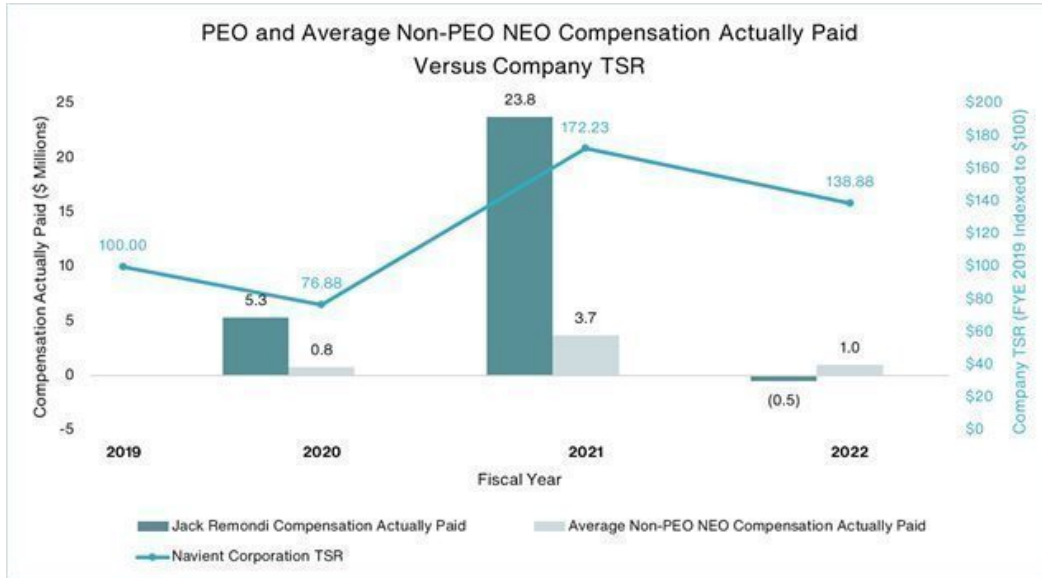
(5) We determined Cumulative Net Student Loan Cash Flows to be the most important financial performance measure used to link Company performance to Compensation Actually Paid to our PEO and other non-PEO NEOs in 2022. Cumulative Net Student Loan Cash Flows is a non-GAAP financial measure that does not represent a comprehensive basis of accounting. This performance measure may not have been the most important financial performance measure for years 2021 and 2020 and we may determine a different financial performance measure to be the most important financial performance measure in future years. For more information on the definition of Cumulative Net Student Loan Cash Flows, please refer to the definition at footnote 18.

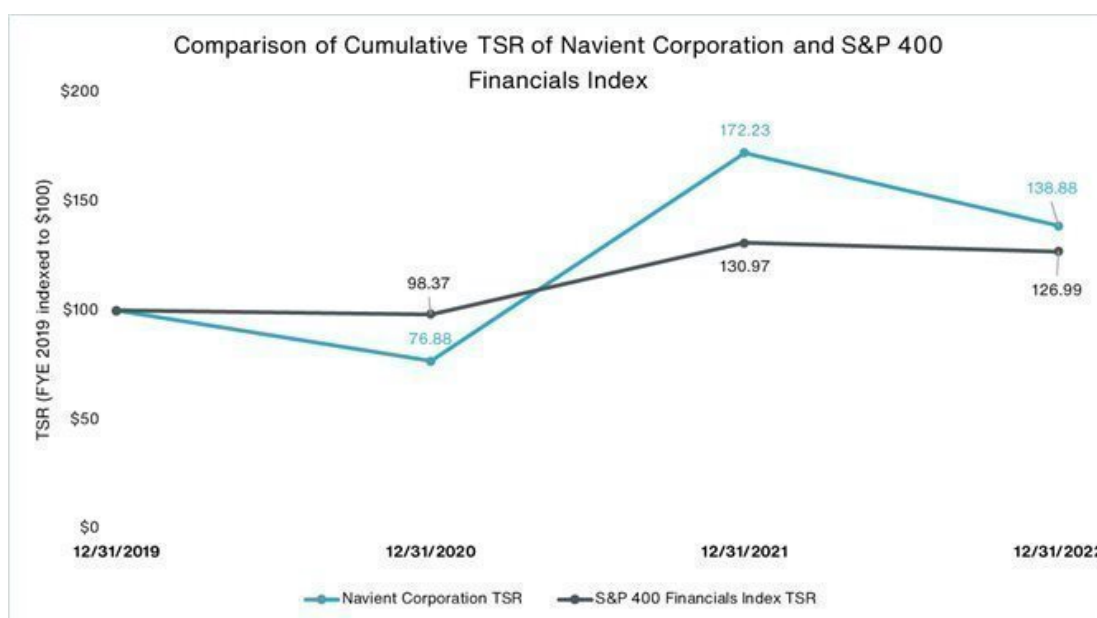
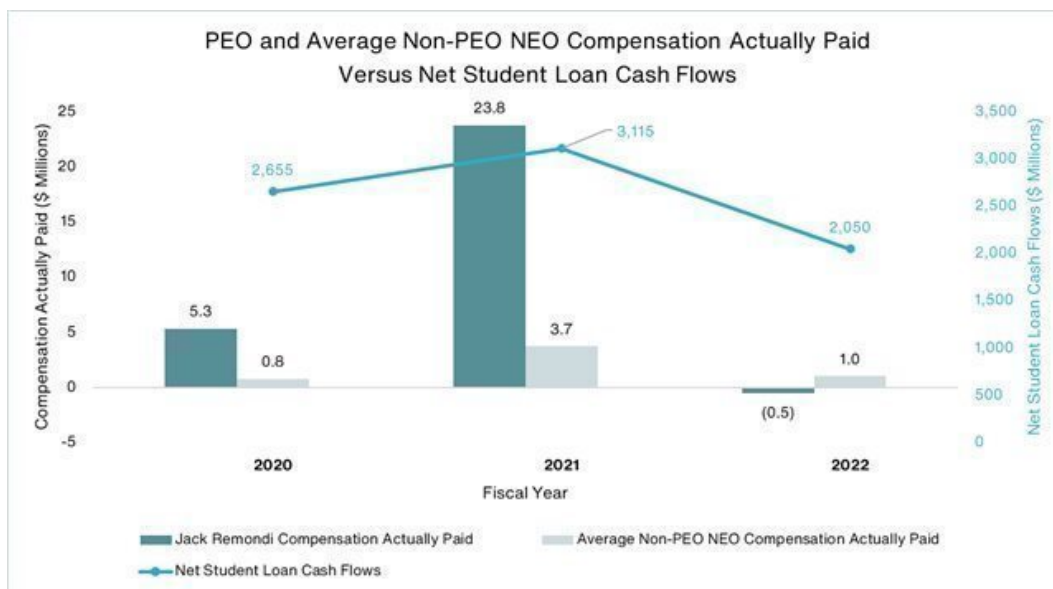


Relationship Between “Compensation Actually Paid” And Performance Measures

The following charts show the strong link between Compensation Actually Paid to our executives and our company’s performance, consistent with our compensation philosophy and as described in our Compensation Discussion and Analysis on page 65.

The first chart below sets forth the relationship between Compensation Actually Paid to our PEO, the average of Compensation Actually Paid to our Non-PEO NEOs, and the Company’s cumulative TSR over the three most recently completed fiscal years. The second chart sets forth the relationship between Compensation Actually Paid to our PEO, the average of Compensation Actually Paid to our Non-PEO NEOs, and the Company’s Net Income over the three most recently completed fiscal years. The third chart sets forth the relationship between Compensation Actually Paid to our PEO, the average of Compensation Actually Paid to our Non-PEO NEOs, and our Cumulative Net Student Loan Cash Flows during the three most recently completed fiscal years. The fourth chart compares our cumulative TSR over the three most recently completed fiscal years to that of the S&P 400 Financials Index over the same period.





SEC rules for disclosing the relationship between “compensation actually paid” and performance measures allow companies to select, among other things, the most important financial performance measure and the peer group for calculating TSR. Additionally, the SEC rules do not mandate a particular format for disclosing the relationship between pay and performance. As a result, the relationships disclosed by other companies regarding compensation actually paid and performance measures may not be comparable to the relationships disclosed by Navient above, as other companies may have selected different financial performance measures and/or peer groups for their disclosure and may have used different methodologies and assumptions for selecting these metrics. In addition, the relationship between the Company’s pay and performance may evolve over time as the Company’s business strategy and the design of the Company’s incentive programs evolve to better align with shareholder value and to recognize the evolving nature of our businesses as our legacy portfolio continues to amortize.

#### 2022 Performance Measures

As noted above, our Compensation Committee believes in a wholistic evaluation of our executives’ and our company’s performance and uses a mix of well-balanced performance measures throughout our annual and long-term incentive programs to align executive pay with shareholder value creation. As required by SEC rules, the performance measures identified as the most important for named executive officers’ 2022 compensation decisions are listed below.

- Cumulative Net Student Loan Cash Flows
- Return on Equity
- Adjusted Diluted “Core Earnings” Per Share

## Certain Relationships and Related Transactions

---

Navient maintains a written policy regarding review and approval of transactions with related parties. Transactions covered by the policy include any transaction involving Navient and an amount in excess of \$120,000 in any year in which any director, nominee, executive officer, greater-than-five percent beneficial owner of the Company, or any of their respective immediate family members, has or had a direct or indirect material interest, other than as a director or less-than-ten percent owner of an entity involved in the transaction (a "Related Party Transaction"). Certain loans made in the ordinary course of Navient's business to executive officers, directors and their family members are considered Related Party Transactions and may be required to be disclosed in the proxy statement but are pre-approved under the policy if they meet specified requirements. As of the date of this proxy statement, no such loans are outstanding.

From the beginning of 2022 until the present, there have been no (and there are no currently proposed) transactions involving an amount in excess of \$120,000 in which Navient was (or is to be) a participant and any executive officer, director, five percent beneficial owner of our Common Stock or member of the immediate family of any of the foregoing persons had (or will have) a direct or indirect material interest, except the compensation arrangements described in this proxy statement for our named executive officers and directors and the following transactions: Ms. Kathryn Miceli, sister-in-law of Joe Fisher, the Company's Chief Financial Officer and Principal Accounting Officer, has been employed at Navient as Director, Private Credit Reporting since February 20, 2010. During 2022, Ms. Miceli received compensation in the amount of \$186,138 which consists of base salary, bonus compensation and equity incentive compensation. Ms. Miceli's compensation is comparable to the compensation paid to other employees in similar positions.

Additionally, on April 14, 2022, Navient entered into a Nomination and Cooperation Agreement with Edward J. Bramson, Sherborne Investment Managers LP and Newbury Investors LLC (collectively, "Sherborne") whereby, among other things, Navient agreed to nominate Mr. Bramson to the Board for the 2022 Annual Meeting. There have been no transactions between Navient and any of the Sherborne parties. Additional information pertaining to the agreements between Sherborne and Navient can be found on page 32 of this proxy statement.

## Other Matters for the 2023 Annual Meeting

---

As of the date of this proxy statement, there are no matters that the Board of Directors intends to present for a vote at the Annual Meeting other than the business items discussed in this proxy statement. In addition, Navient has not been notified of any other business that is proposed to be presented at the Annual Meeting. If other matters now unknown to the Board of Directors come before the Annual Meeting, the proxy given by a shareholder electronically, telephonically or on a proxy card gives discretionary authority to the persons named by Navient to serve as proxies to vote such shareholder's shares on any such matters in accordance with their best judgment.

## Delinquent Section 16(a) Reports

---

A Section 16(a) of the Exchange Act requires our directors and officers and persons who own more than 10% of our Common Stock to file reports of ownership and changes in ownership with the SEC and Nasdaq and to furnish us with copies of the reports. Specific due dates for these reports have been established and we are required to report in this Proxy Statement any failure by directors, officers and greater-than-10% holders to file such reports on a timely basis. Based on our review of such reports and written representations from our directors and officers, we believe that all such filing requirements were met with respect to 2022.



## Shareholder Proposals for the 2024 Annual Meeting

---

A shareholder who intends to introduce a proposal for consideration at Navient's 2024 Annual Meeting may seek to have that proposal and a statement in support of the proposal included in the Company's 2024 proxy statement if the proposal relates to a subject that is permitted under SEC Rule 14a-8. To be considered for inclusion, the proposal and supporting statement must be received by the Company no later than December 15, 2023 and must satisfy the other requirements of Rule 14a-8. The submission of a shareholder proposal does not guarantee that it will be included in Navient's proxy statement.

Navient's Bylaws provide that a shareholder may otherwise propose business for consideration or nominate persons for election to the Board of Directors, in compliance with federal proxy rules, applicable state law and other legal requirements and without seeking to have the proposal included in the Company's proxy statement pursuant to Rule 14a-8. Navient's Bylaws provide that any such proposals or nominations for the Company's 2024 Annual Meeting must be received by it on or after January 26, 2024, and on or before February 25, 2024. Any such notice must satisfy the other requirements in Navient's Bylaws applicable to such proposals and nominations. If a shareholder fails to meet these deadlines or fails to comply with the requirements of SEC Rule 14a-4(c), Navient may exercise discretionary voting authority under proxies it solicits to vote on any such proposal. To comply with the universal proxy rules, stockholders who intend to solicit proxies in support of director nominees other than the company's nominees must provide notice that sets forth the information required by Rule 14a-19 under the Exchange Act no later than March 26, 2024.

## Proxy Access Procedures

---

The Company's Second Amended and Restated Bylaws generally permit a shareholder, or group of up to 20 shareholders, owning at least 3% of our outstanding shares for at least three years to nominate, and include in the Company's proxy materials, director nominees constituting up to the greater of two or 20% of the Company's Board, provided that the shareholder(s) and nominee(s) satisfy the requirements in our bylaws. Written notice of proxy access director nominees must be received no later than the close of business on the 120<sup>th</sup> day, nor earlier than the close of business on the 150<sup>th</sup> day, prior to the first anniversary of the date our definitive proxy statement was first sent to stockholders in connection with the preceding year's annual meeting. With respect to the 2024 Annual Meeting, this notice must be received between November 15, 2023 and December 15, 2023, assuming the date of the 2024 Annual Meeting is not changed by more than 30 days before or after the first anniversary of the 2023 Annual Meeting. Any notices should be addressed to Chief Legal Officer and Secretary, Navient Corporation, 13865 Sunrise Valley Drive, Herndon, VA 20171.

## Solicitation Costs

---

All expenses in connection with the solicitation of proxies for the Annual Meeting will be paid by Navient. We have engaged MacKenzie to solicit proxies for an estimated fee of \$17,500 plus reimbursement for out-of-pocket costs. In addition, officers, directors, certain employees or other agents of Navient may solicit proxies in person, by telephone, telefax, personal calls, or other electronic means. Navient will request banks, brokers, custodians and other nominees in whose names shares are registered to furnish to the beneficial owners of Navient's Common Stock Notices of Availability of the materials related to the Annual Meeting, and including, if so requested by the beneficial owners, paper copies of our 2022 Annual Report on Form 10-K, this proxy statement and the proxy card and, upon request, the Company will reimburse such registered holders for their out-of-pocket and reasonable expenses in connection therewith.

## Householding

---

To reduce the expense and reduce environmental effects of printing and delivering duplicate proxy materials to shareholders who may have more than one account holding Navient stock but share the same address, Navient has adopted a procedure approved by the SEC called "householding." Under this procedure, registered shareholders who have the same address and last name, and who do not participate in electronic delivery of proxy materials, will receive one copy of the Notice of Internet Availability and, as applicable, any additional proxy materials that are delivered until such time as one or more of these shareholders notifies us that they want to receive separate copies. Shareholders who participate in householding will continue to have access to and utilize separate proxy voting instructions.

If you are a registered shareholder and would like to have separate copies of the Notice of Internet Availability or proxy materials mailed to you in the future, or you would like to have a single copy of the Notice of Internet Availability or proxy materials mailed to you in the future, you must submit a request in writing to Broadridge Financial Solutions, Inc., Household Department, 51 Mercedes Way, Edgewood, New York 11717 or call at 1-800-542-1061. If you are a beneficial shareholder, please contact your bank or broker to opt in or out of householding.

However, please note that if you are a registered shareholder and wish to receive a separate proxy card or vote instruction form or other proxy materials for purposes of this year's Annual Meeting, you should follow the instructions included in the Notice of Internet Availability that was sent to you and we will deliver promptly upon written or oral request, separate copies of the proxy materials for this year's Annual Meeting.

# NAVIENT

NAVIENT CORPORATION  
ATTN: CORPORATE SECRETARY  
123 JUSTISON STREET  
WILMINGTON, DE 19801



**SCAN TO  
VIEW MATERIALS & VOTE**



**VOTE BY INTERNET**

*Before The Meeting* - Go to [www.proxyvote.com](http://www.proxyvote.com) or scan the QR Barcode above. Use the Internet to transmit your voting instructions and for electronic delivery of information up until 11:59 P.M. Eastern Time the day before the cut-off date or meeting date. Have your proxy card in hand when you access the web site and follow the instructions to obtain your records and to create an electronic voting instruction form.

*During The Meeting* - Go to [www.virtualshareholdermeeting.com/NAV12023](http://www.virtualshareholdermeeting.com/NAV12023). You may attend the meeting via the Internet and vote during the meeting. Have the information that is printed in the box marked by the arrow available and follow the instructions.

**ELECTRONIC DELIVERY OF FUTURE PROXY MATERIALS**

If you would like to reduce the costs incurred by our company in mailing proxy materials, you can consent to receiving all future proxy statements, proxy cards and annual reports electronically via e-mail or the Internet. To sign up for electronic delivery, please follow the instructions above to vote using the Internet and, when prompted, indicate that you agree to receive or access proxy materials electronically in future years.

**VOTE BY PHONE - 1-800-690-6903**

Use any touch-tone telephone to transmit your voting instructions up until 11:59 P.M. Eastern Time the day before the cut-off date or meeting date. Have your proxy card in hand when you call and then follow the instructions.

**VOTE BY MAIL**

Mark, sign and date your proxy card and return it in the postage-paid envelope we have provided or return it to Vote Processing, c/o Broadridge, 51 Mercedes Way, Edgewood, NY 11717.

TO VOTE, MARK BLOCKS BELOW IN BLUE OR BLACK INK AS FOLLOWS:

V01503-P88399

KEEP THIS PORTION FOR YOUR RECORDS

THIS PROXY CARD IS VALID ONLY WHEN SIGNED AND DATED.

DETACH AND RETURN THIS PORTION ONLY

**NAVIENT CORPORATION**

The Board of Directors recommends you vote FOR the following proposals:

- Elect the 10 nominees named in the proxy statement to serve as directors for one-year terms or until their successors have been duly elected and qualified.

**Nominees:**

	For	Against	Abstain
1a. Frederick Arnold	<input type="checkbox"/>	<input type="checkbox"/>	<input type="checkbox"/>
1b. Edward J. Bramson	<input type="checkbox"/>	<input type="checkbox"/>	<input type="checkbox"/>
1c. Anna Escobedo Cabral	<input type="checkbox"/>	<input type="checkbox"/>	<input type="checkbox"/>
1d. Larry A. Klane	<input type="checkbox"/>	<input type="checkbox"/>	<input type="checkbox"/>
1e. Michael A. Lawson	<input type="checkbox"/>	<input type="checkbox"/>	<input type="checkbox"/>
1f. Linda A. Mills	<input type="checkbox"/>	<input type="checkbox"/>	<input type="checkbox"/>
1g. John F. Remondi	<input type="checkbox"/>	<input type="checkbox"/>	<input type="checkbox"/>
1h. Jane J. Thompson	<input type="checkbox"/>	<input type="checkbox"/>	<input type="checkbox"/>
1i. Laura S. Unger	<input type="checkbox"/>	<input type="checkbox"/>	<input type="checkbox"/>
1j. David L. Yowan	<input type="checkbox"/>	<input type="checkbox"/>	<input type="checkbox"/>

- |  | For                      | Against                  | Abstain                  |
|--|--------------------------|--------------------------|--------------------------|
| 2. Ratify the appointment of KPMG LLP as Navient's independent registered public accounting firm for 2023. | <input type="checkbox"/> | <input type="checkbox"/> | <input type="checkbox"/> |
| 3. Approve, in a non-binding advisory vote, the compensation paid to Navient-named executive officers.     | <input type="checkbox"/> | <input type="checkbox"/> | <input type="checkbox"/> |

**NOTE:** The shares represented by this proxy when properly executed will be voted in the manner directed herein. If any other matters properly come before the meeting, the person named in this proxy will vote in their discretion.

Please sign exactly as your name(s) appear(s) hereon. When signing as attorney, executor, administrator, or other fiduciary, please give full title as such. Joint owners should each sign personally. All holders must sign. If a corporation or partnership, please sign in full corporate or partnership name by authorized officer.

Signature [PLEASE SIGN WITHIN BOX]	Date

Signature (Joint Owners)	Date

**Important Notice Regarding the Availability of Proxy Materials for the Annual Meeting:**  
The Notice and Proxy Statement and Form 10-K are available at [www.proxyvote.com](http://www.proxyvote.com).

**PLEASE VOTE, SIGN AND DATE THIS PROXY CARD ON THE REVERSE SIDE AND RETURN PROMPTLY  
IN THE ENCLOSED ENVELOPE.**

IF YOU HAVE NOT VOTED VIA THE INTERNET OR TELEPHONE, FOLD ALONG THE PERFORATION,  
▼ DETACH AND RETURN THE BOTTOM PORTION IN THE ENCLOSED ENVELOPE. ▼

V01504-P88399

**NAVIENT CORPORATION  
Annual Meeting of Shareholders  
May 25, 2023 8:00 AM ET**

**THIS PROXY IS SOLICITED ON BEHALF OF THE BOARD OF DIRECTORS**

The undersigned hereby appoints Mark Heleen and Elizabeth Han, or each of them, each with full power of substitution, as the lawful attorneys and proxies of the undersigned to attend the Annual Meeting of Shareholders of Navient Corporation to be held on May 25, 2023, held virtually at [www.virtualshareholdermeeting.com/NAV12023](http://www.virtualshareholdermeeting.com/NAV12023), and any adjournments or postponements thereof, to vote the number of shares the undersigned would be entitled to vote if personally present, and to vote in their discretion upon any other business that may properly come before the meeting.

**THIS PROXY, WHEN PROPERLY EXECUTED, WILL BE VOTED AS SPECIFIED BY THE UNDERSIGNED SHAREHOLDER. IF NO CHOICE IS SPECIFIED BY THE SHAREHOLDER, THIS PROXY WILL BE VOTED "FOR" ALL PORTIONS OF PROPOSALS 1, 2 AND 3, AND IN THE PROXY'S DISCRETION ON ANY OTHER MATTERS PROPERLY COMING BEFORE THE MEETING.**

**THIS CARD WILL ALSO BE USED TO PROVIDE VOTING INSTRUCTIONS TO THE TRUSTEE FOR ANY SHARES HELD FOR THE ACCOUNT OF THE UNDERSIGNED IN THE NAVIENT 401(K) SAVINGS PLAN.**

Continued and to be signed on reverse side